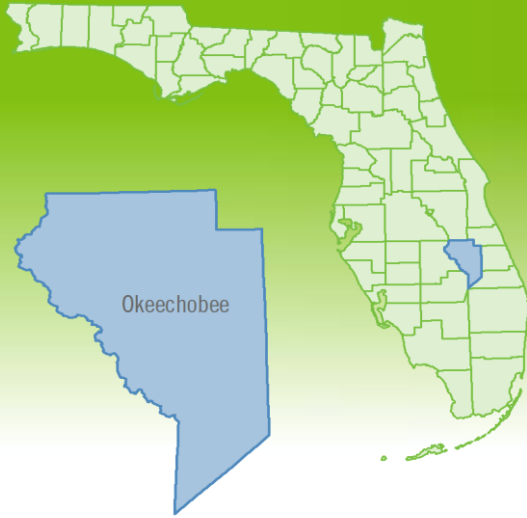


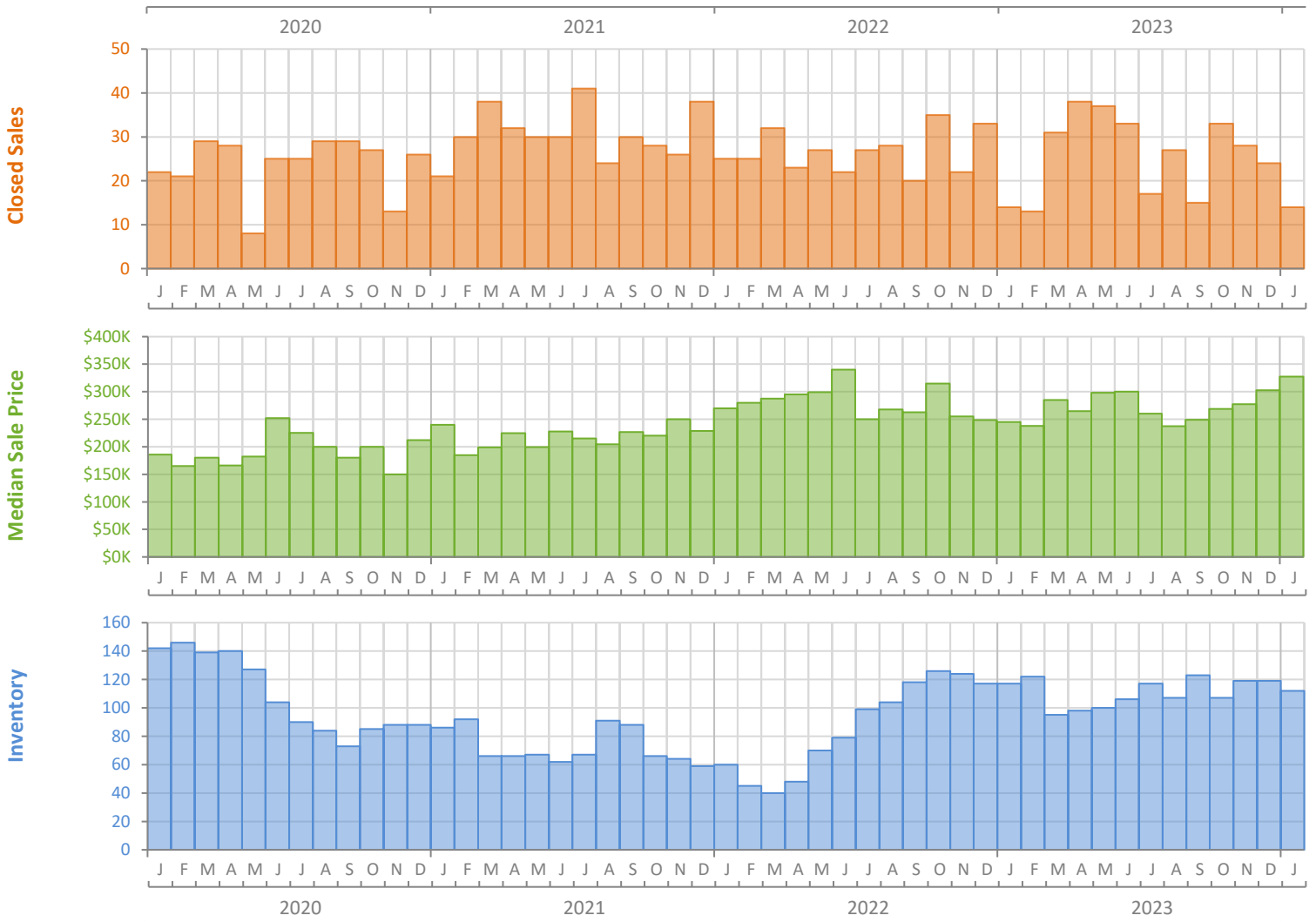
Monthly Market Summary - January 2024

Single-Family Homes

Okeechobee County



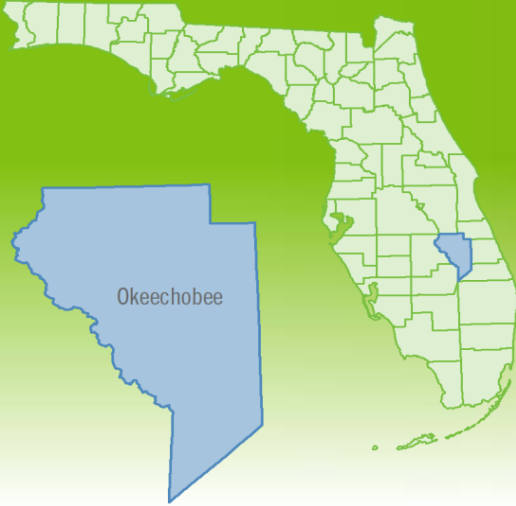
	January 2024	January 2023	Percent Change Year-over-Year
Closed Sales	14	14	0.0%
Paid in Cash	3	8	-62.5%
Median Sale Price	\$327,500	\$245,000	33.7%
Average Sale Price	\$313,207	\$239,636	30.7%
Dollar Volume	\$4.4 Million	\$3.4 Million	30.7%
Med. Pct. of Orig. List Price Received	95.1%	91.2%	4.3%
Median Time to Contract	46 Days	37 Days	24.3%
Median Time to Sale	74 Days	91 Days	-18.7%
New Pending Sales	25	22	13.6%
New Listings	34	33	3.0%
Pending Inventory	34	37	-8.1%
Inventory (Active Listings)	112	117	-4.3%
Months Supply of Inventory	4.3	4.6	-6.5%



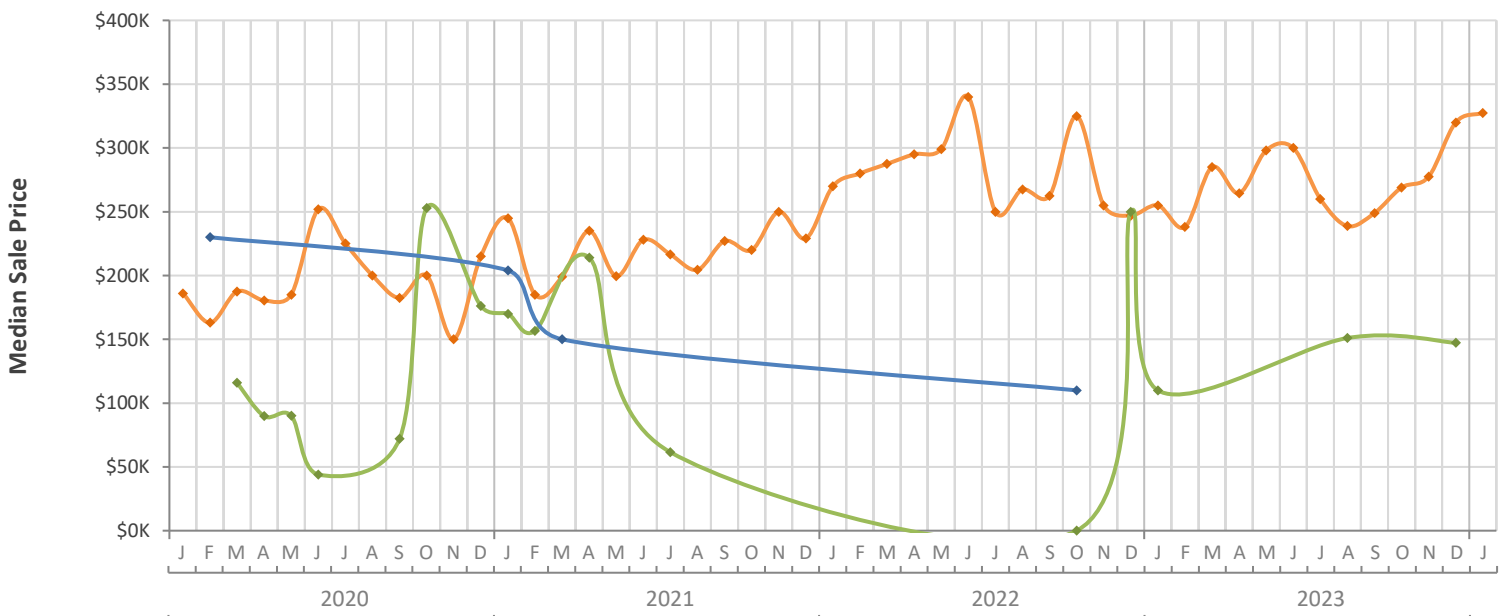
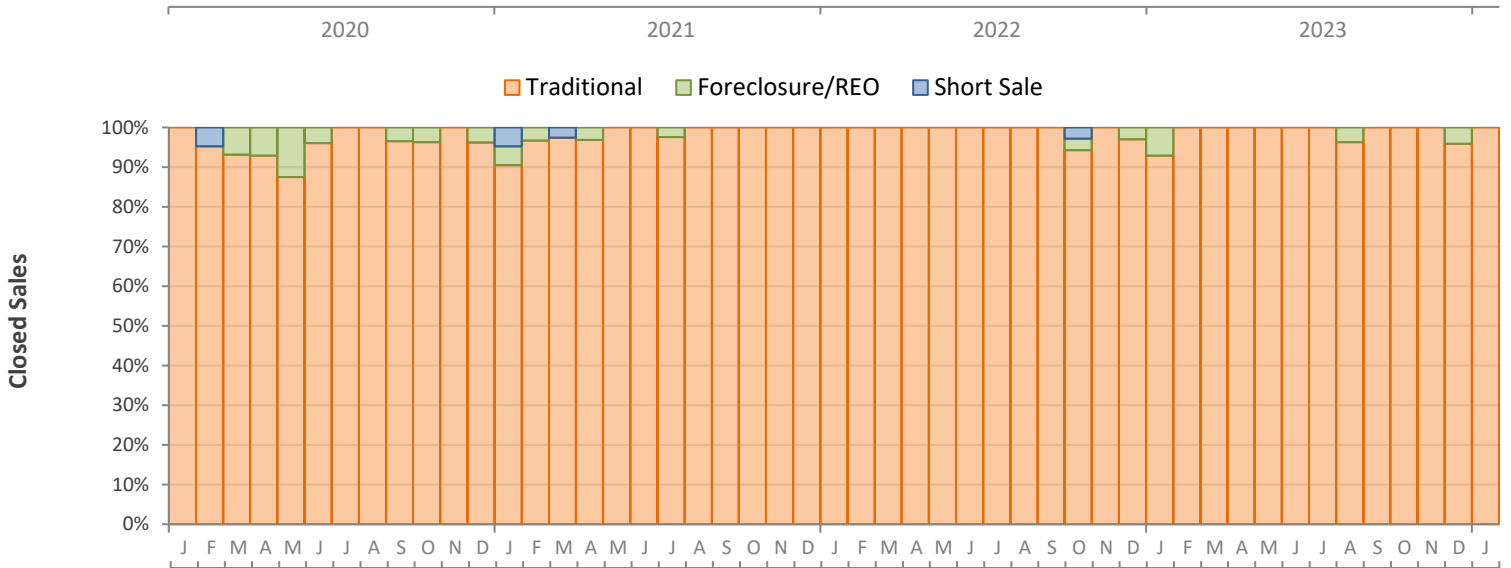
Monthly Distressed Market - January 2024

Single-Family Homes

Okeechobee County



		January 2024	January 2023	Percent Change Year-over-Year
Traditional	Closed Sales	14	13	7.7%
	Median Sale Price	\$327,500	\$255,000	28.4%
Foreclosure/REO	Closed Sales	0	1	-100.0%
	Median Sale Price	(No Sales)	\$110,000	N/A
Short Sale	Closed Sales	0	0	N/A
	Median Sale Price	(No Sales)	(No Sales)	N/A



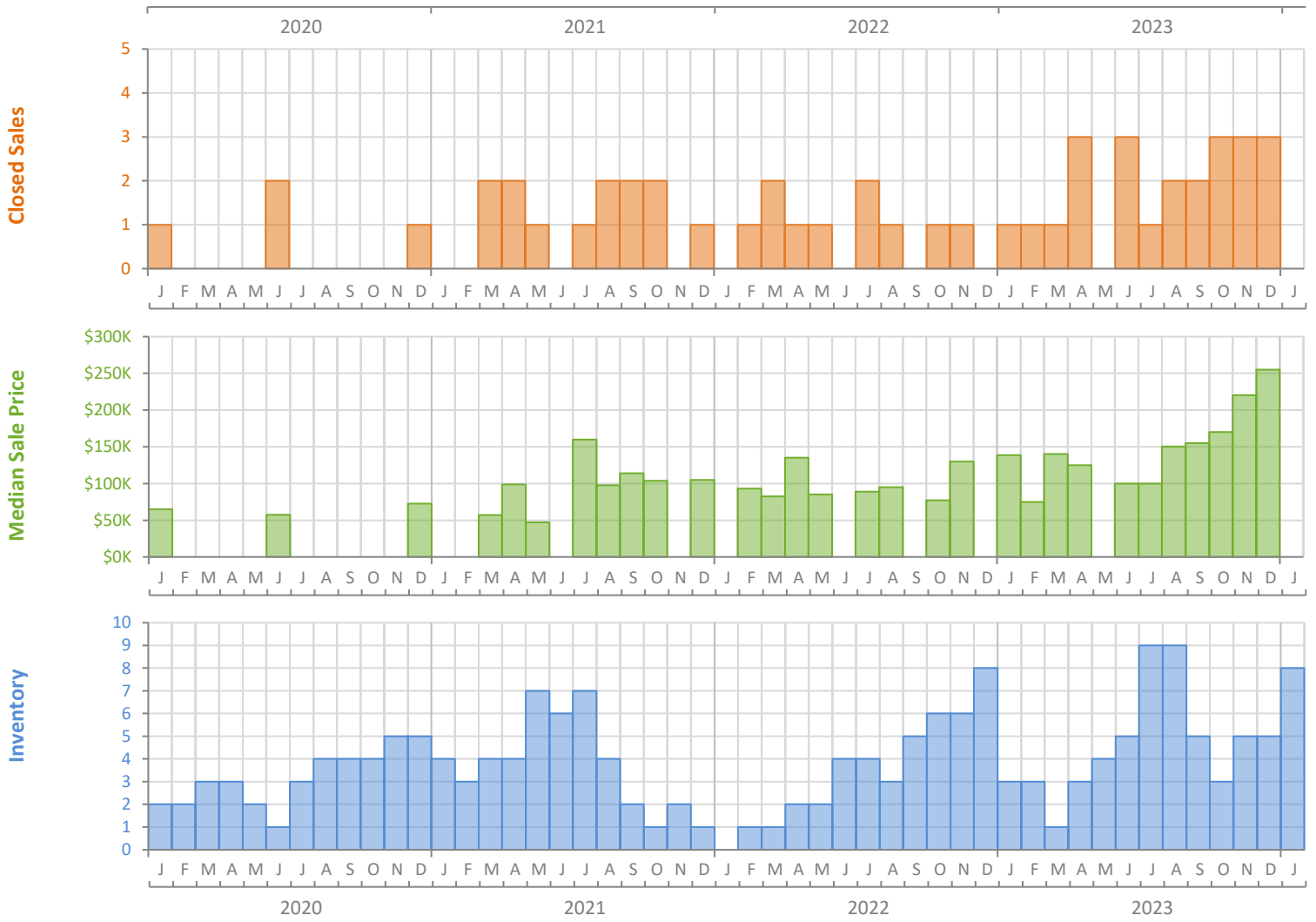
Monthly Market Summary - January 2024

Townhouses and Condos

Okeechobee County



	January 2024	January 2023	Percent Change Year-over-Year
Closed Sales	0	1	-100.0%
Paid in Cash	0	0	N/A
Median Sale Price	(No Sales)	\$138,500	-100.0%
Average Sale Price	(No Sales)	\$138,500	-100.0%
Dollar Volume	\$0	\$138,500	-100.0%
Med. Pct. of Orig. List Price Received	(No Sales)	92.3%	-100.0%
Median Time to Contract	(No Sales)	40 Days	-100.0%
Median Time to Sale	(No Sales)	68 Days	-100.0%
New Pending Sales	0	3	-100.0%
New Listings	4	2	100.0%
Pending Inventory	0	2	-100.0%
Inventory (Active Listings)	8	3	166.7%
Months Supply of Inventory	4.4	3.3	33.3%



Produced by Florida REALTORS® with data provided by Florida's multiple listing services. Statistics for each month compiled from MLS feeds on the 15th day of the following month. Data released on Thursday, February 22, 2024. Next data release is Thursday, March 21, 2024.

Monthly Distressed Market - January 2024

Townhouses and Condos

Okeechobee County



		January 2024	January 2023	Percent Change Year-over-Year
Traditional	Closed Sales	0	1	-100.0%
	Median Sale Price	(No Sales)	\$138,500	N/A
Foreclosure/REO	Closed Sales	0	0	N/A
	Median Sale Price	(No Sales)	(No Sales)	N/A
Short Sale	Closed Sales	0	0	N/A
	Median Sale Price	(No Sales)	(No Sales)	N/A

