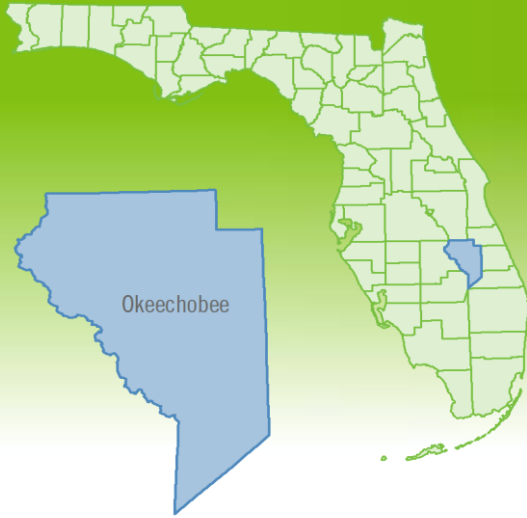


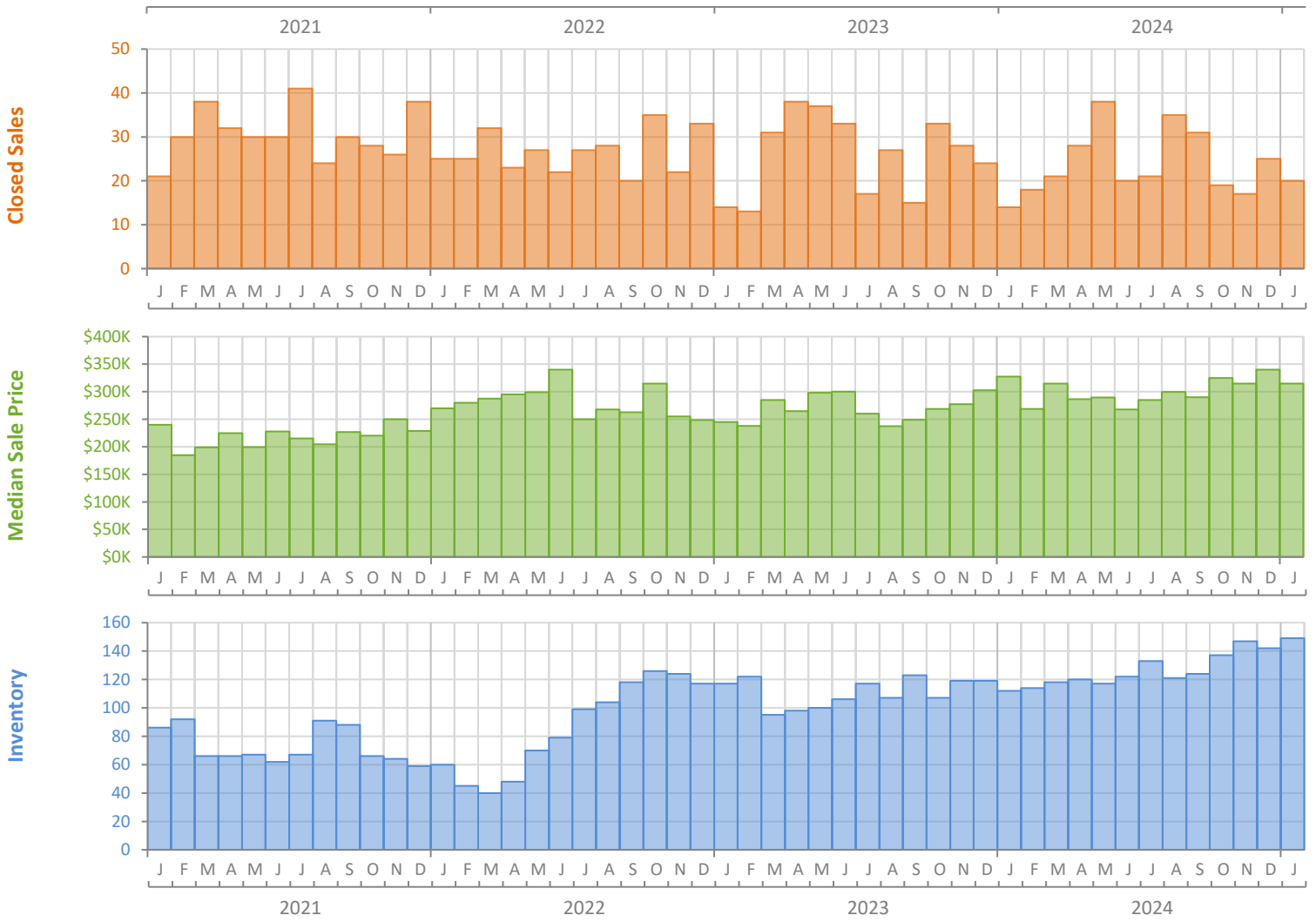
Monthly Market Summary - January 2025

Single-Family Homes

Okeechobee County



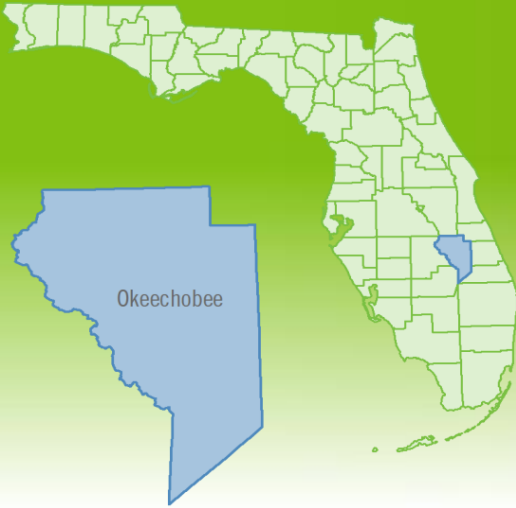
	January 2025	January 2024	Percent Change Year-over-Year
Closed Sales	20	14	42.9%
Paid in Cash	12	3	300.0%
Median Sale Price	\$315,000	\$327,500	-3.8%
Average Sale Price	\$354,000	\$313,207	13.0%
Dollar Volume	\$7.1 Million	\$4.4 Million	61.5%
Med. Pct. of Orig. List Price Received	93.8%	95.1%	-1.4%
Median Time to Contract	52 Days	46 Days	13.0%
Median Time to Sale	76 Days	74 Days	2.7%
New Pending Sales	31	25	24.0%
New Listings	39	34	14.7%
Pending Inventory	42	34	23.5%
Inventory (Active Listings)	149	112	33.0%
Months Supply of Inventory	6.1	4.3	41.9%



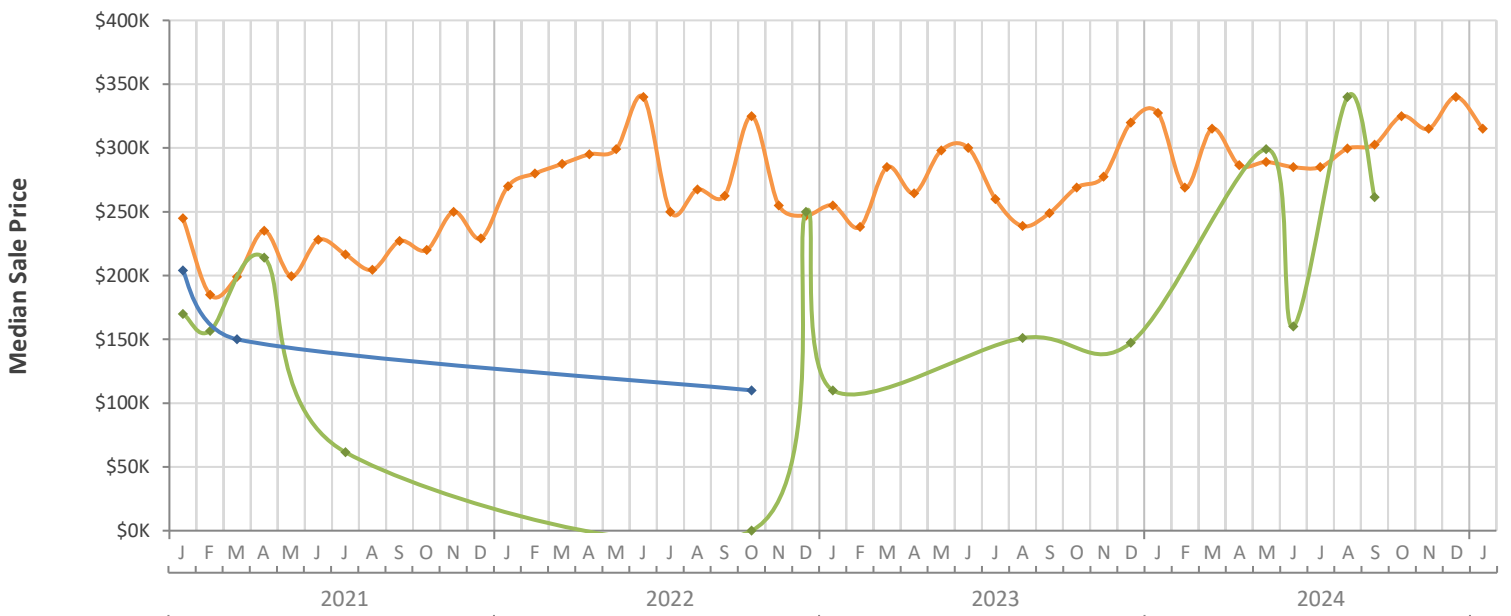
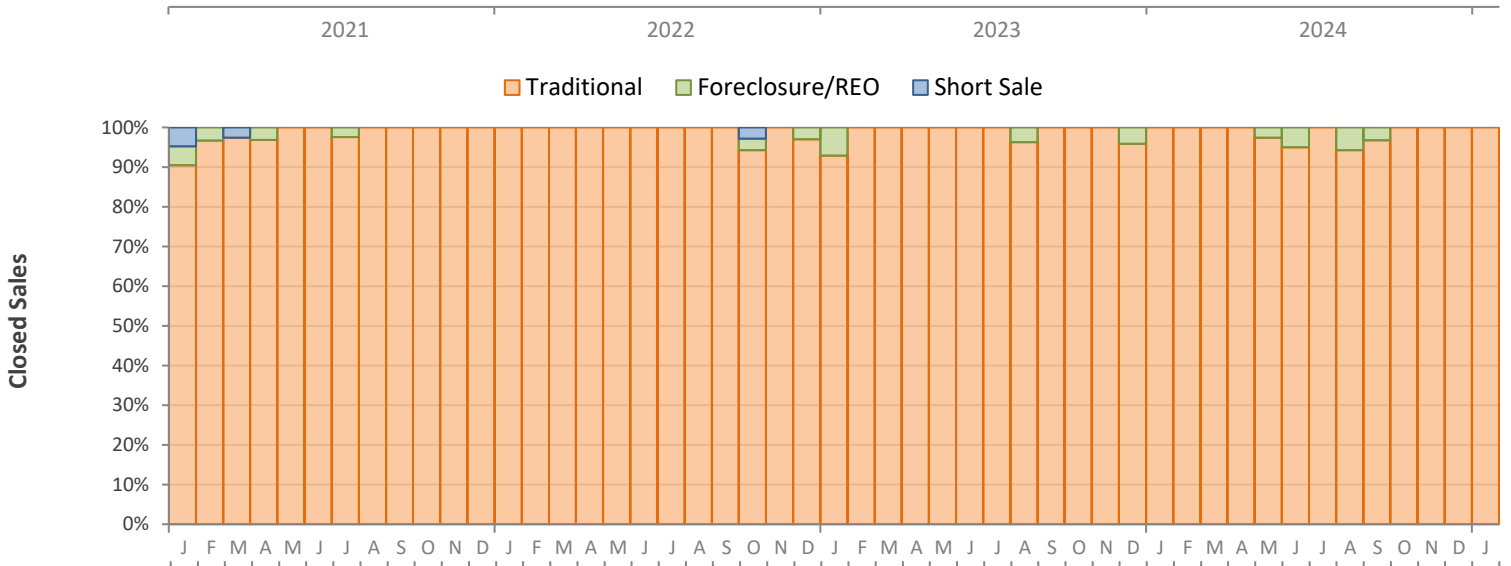
Monthly Distressed Market - January 2025

Single-Family Homes

Okeechobee County



		January 2025	January 2024	Percent Change Year-over-Year
Traditional	Closed Sales	20	14	42.9%
	Median Sale Price	\$315,000	\$327,500	-3.8%
Foreclosure/REO	Closed Sales	0	0	N/A
	Median Sale Price	(No Sales)	(No Sales)	N/A
Short Sale	Closed Sales	0	0	N/A
	Median Sale Price	(No Sales)	(No Sales)	N/A



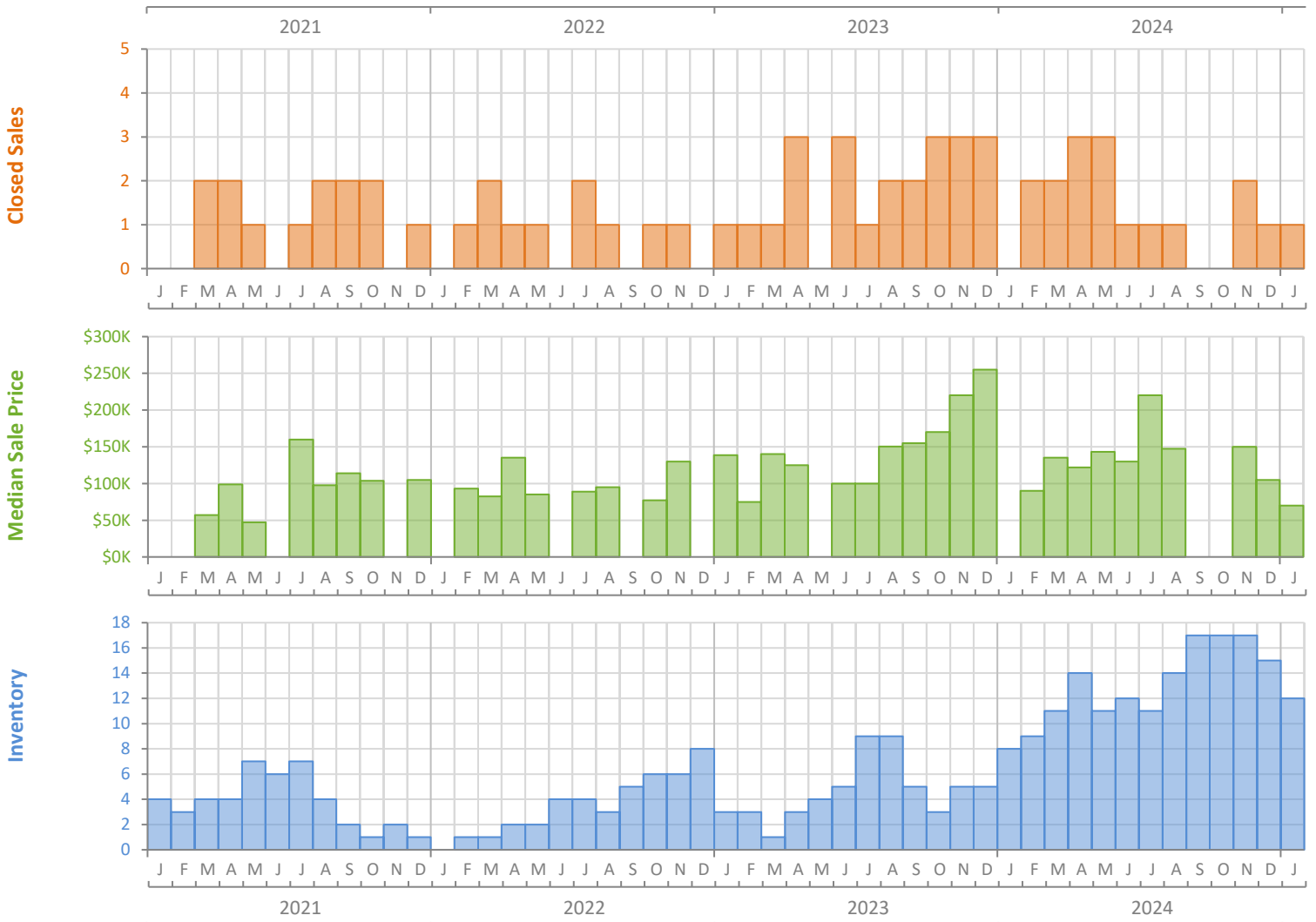
Monthly Market Summary - January 2025

Townhouses and Condos

Okeechobee County



	January 2025	January 2024	Percent Change Year-over-Year
Closed Sales	1	0	N/A
Paid in Cash	1	0	N/A
Median Sale Price	\$70,000	(No Sales)	N/A
Average Sale Price	\$70,000	(No Sales)	N/A
Dollar Volume	\$70,000	\$0	N/A
Med. Pct. of Orig. List Price Received	71.4%	(No Sales)	N/A
Median Time to Contract	115 Days	(No Sales)	N/A
Median Time to Sale	130 Days	(No Sales)	N/A
New Pending Sales	2	0	N/A
New Listings	1	4	-75.0%
Pending Inventory	1	0	N/A
Inventory (Active Listings)	12	8	50.0%
Months Supply of Inventory	8.5	4.4	93.2%



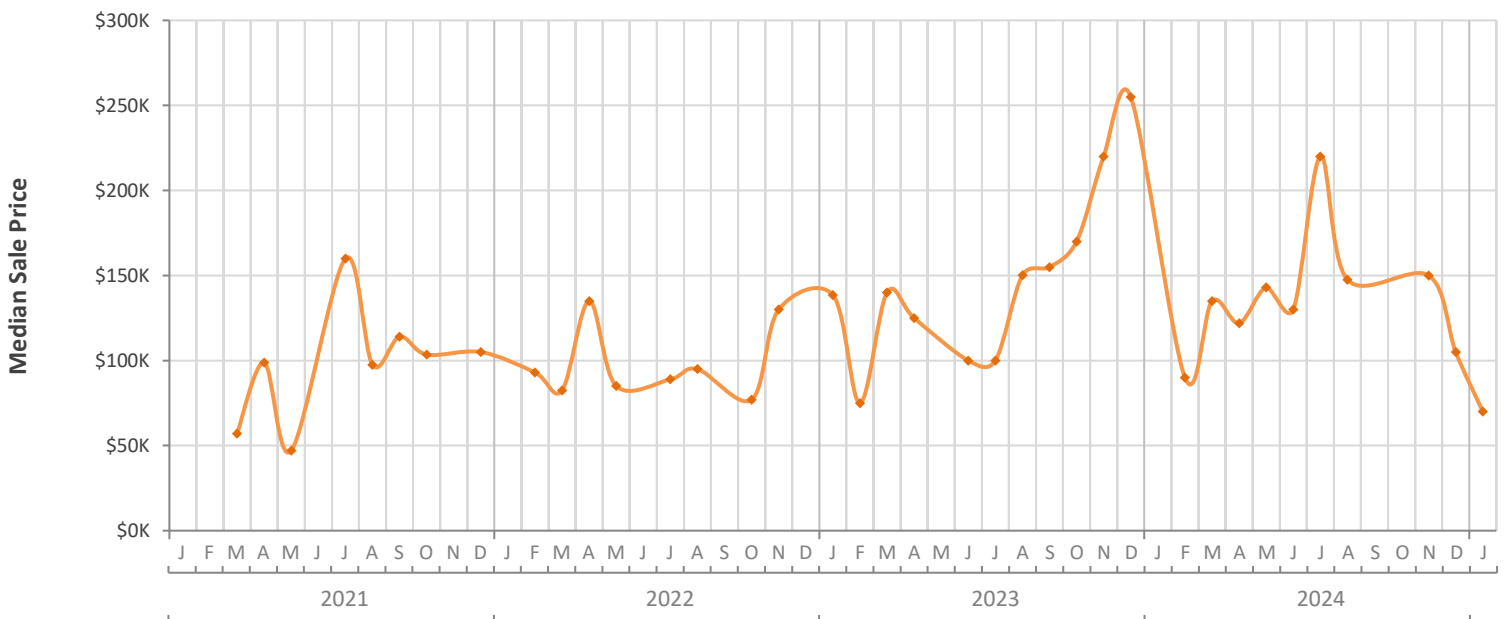
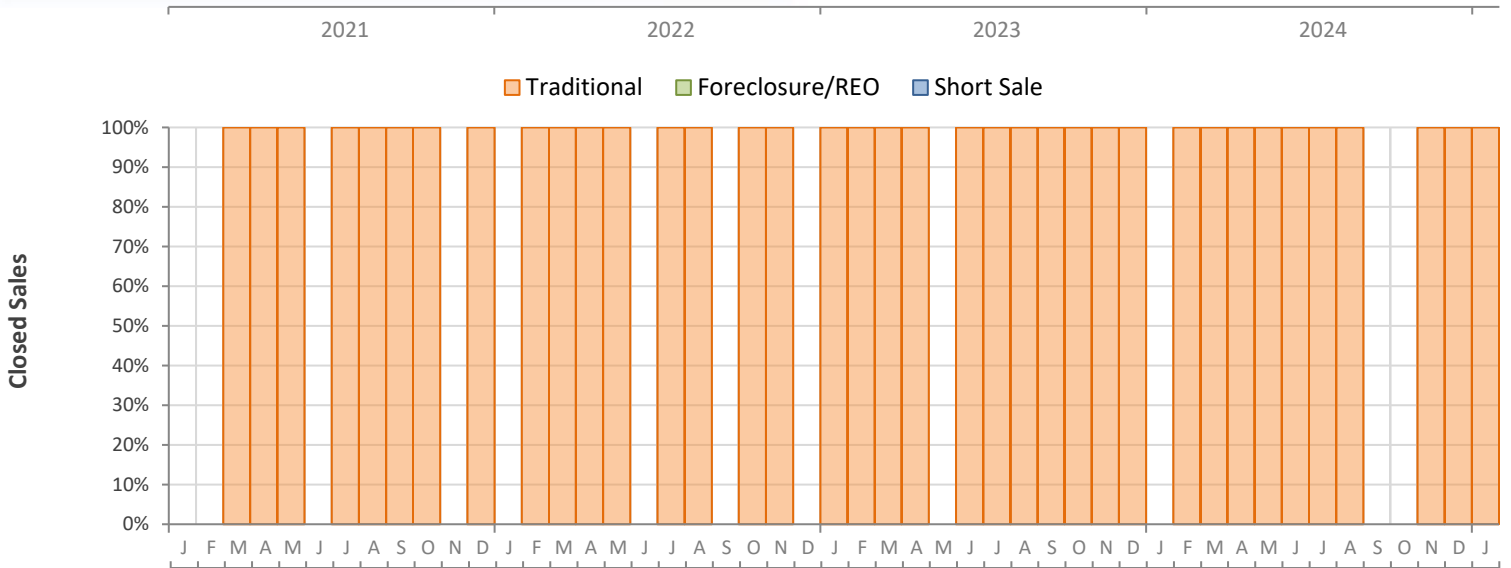
Monthly Distressed Market - January 2025

Townhouses and Condos

Okeechobee County



		January 2025	January 2024	Percent Change Year-over-Year
Traditional	Closed Sales	1	0	N/A
	Median Sale Price	\$70,000	(No Sales)	N/A
Foreclosure/REO	Closed Sales	0	0	N/A
	Median Sale Price	(No Sales)	(No Sales)	N/A
Short Sale	Closed Sales	0	0	N/A
	Median Sale Price	(No Sales)	(No Sales)	N/A



Produced by Florida REALTORS® with data provided by Florida's multiple listing services. Statistics for each month compiled from MLS feeds on the 15th day of the following month. Data released on Friday, February 21, 2025. Next data release is Thursday, March 20, 2025.