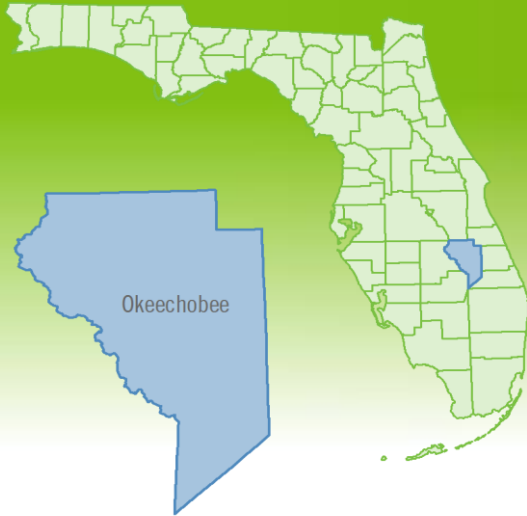


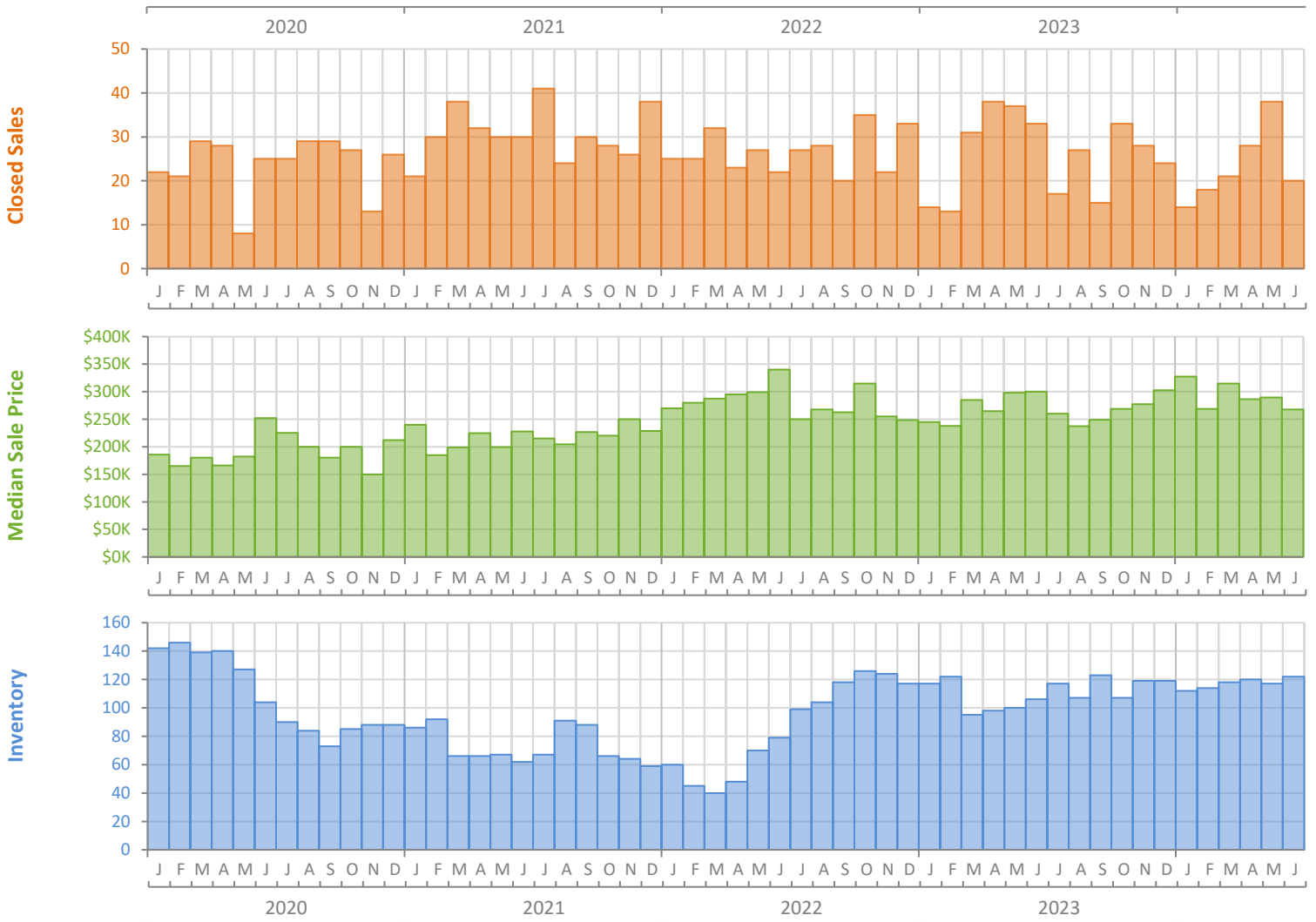
Monthly Market Summary - June 2024

Single-Family Homes

Okeechobee County



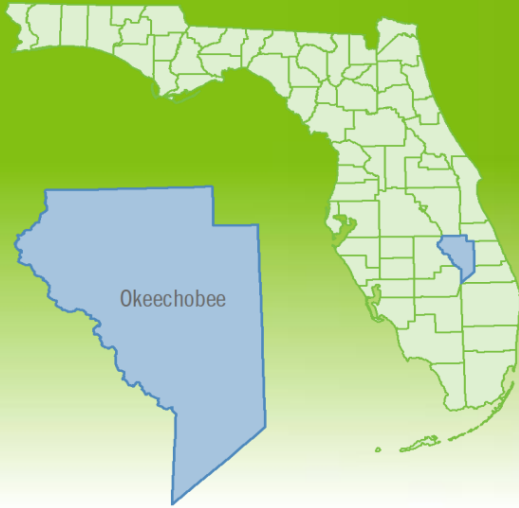
	June 2024	June 2023	Percent Change Year-over-Year
Closed Sales	20	33	-39.4%
Paid in Cash	7	10	-30.0%
Median Sale Price	\$267,500	\$300,000	-10.8%
Average Sale Price	\$287,620	\$318,500	-9.7%
Dollar Volume	\$5.8 Million	\$10.5 Million	-45.3%
Med. Pct. of Orig. List Price Received	97.1%	92.8%	4.6%
Median Time to Contract	24 Days	40 Days	-40.0%
Median Time to Sale	63 Days	73 Days	-13.7%
New Pending Sales	26	28	-7.1%
New Listings	36	34	5.9%
Pending Inventory	52	36	44.4%
Inventory (Active Listings)	122	106	15.1%
Months Supply of Inventory	5.2	3.8	36.8%



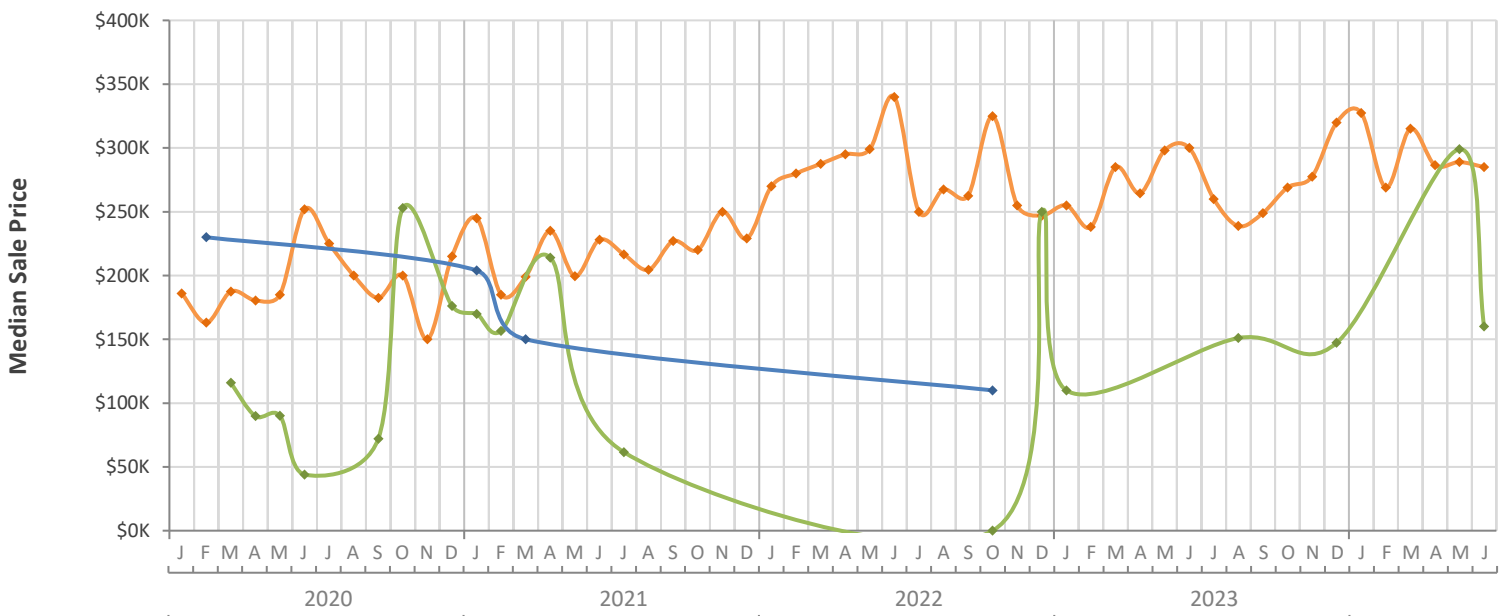
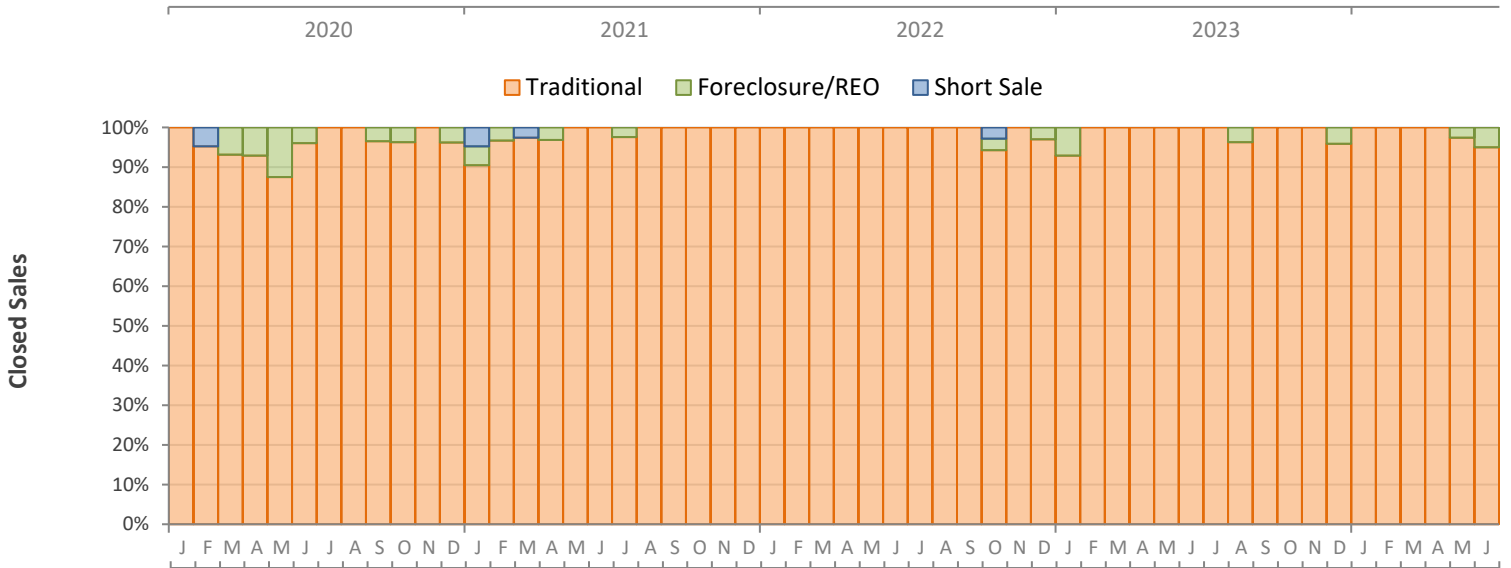
Monthly Distressed Market - June 2024

Single-Family Homes

Okeechobee County



		June 2024	June 2023	Percent Change Year-over-Year
Traditional	Closed Sales	19	33	-42.4%
	Median Sale Price	\$285,000	\$300,000	-5.0%
Foreclosure/REO	Closed Sales	1	0	N/A
	Median Sale Price	\$160,000	(No Sales)	N/A
Short Sale	Closed Sales	0	0	N/A
	Median Sale Price	(No Sales)	(No Sales)	N/A



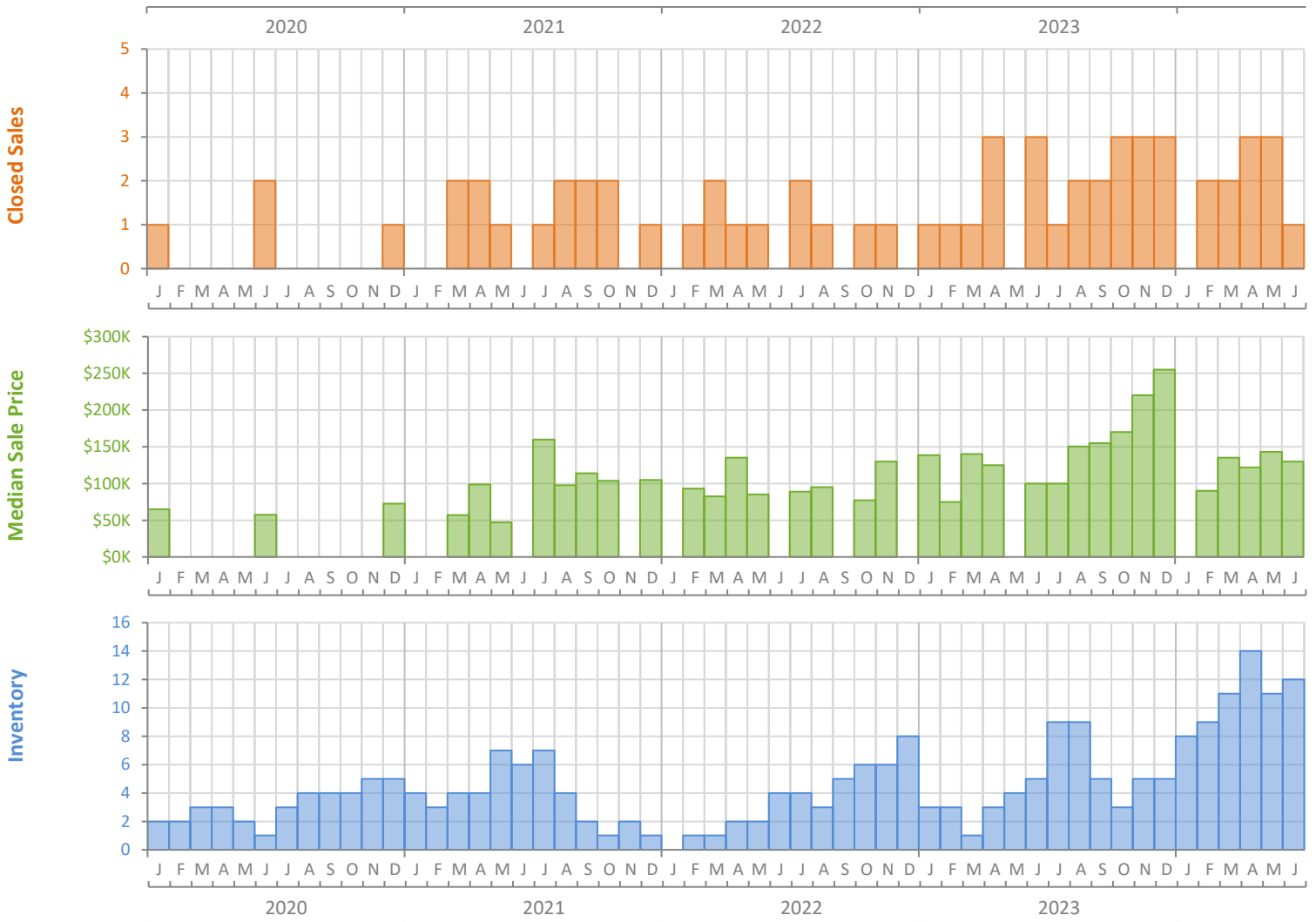
Monthly Market Summary - June 2024

Townhouses and Condos

Okeechobee County



	June 2024	June 2023	Percent Change Year-over-Year
Closed Sales	1	3	-66.7%
Paid in Cash	0	2	-100.0%
Median Sale Price	\$130,000	\$100,000	30.0%
Average Sale Price	\$130,000	\$110,000	18.2%
Dollar Volume	\$130,000	\$330,000	-60.6%
Med. Pct. of Orig. List Price Received	93.5%	100.0%	-6.5%
Median Time to Contract	17 Days	8 Days	112.5%
Median Time to Sale	52 Days	64 Days	-18.8%
New Pending Sales	0	2	-100.0%
New Listings	2	3	-33.3%
Pending Inventory	1	1	0.0%
Inventory (Active Listings)	12	5	140.0%
Months Supply of Inventory	5.8	4.3	34.9%



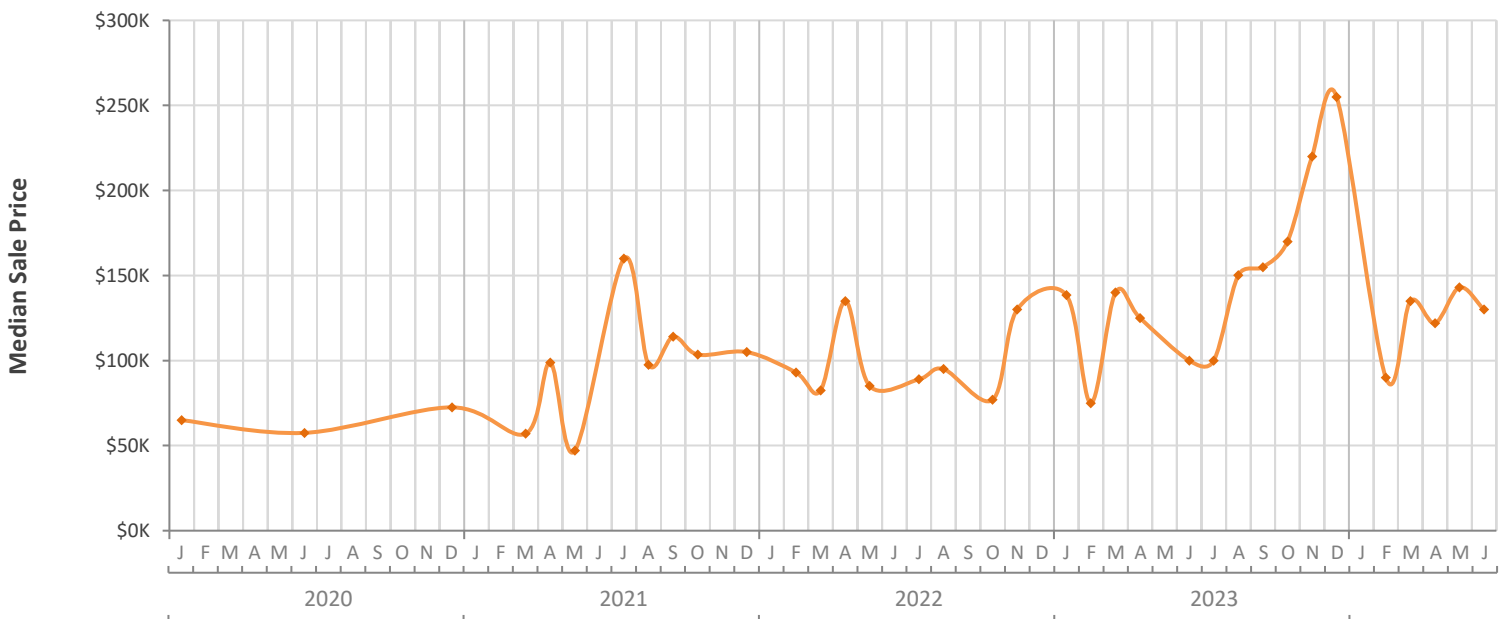
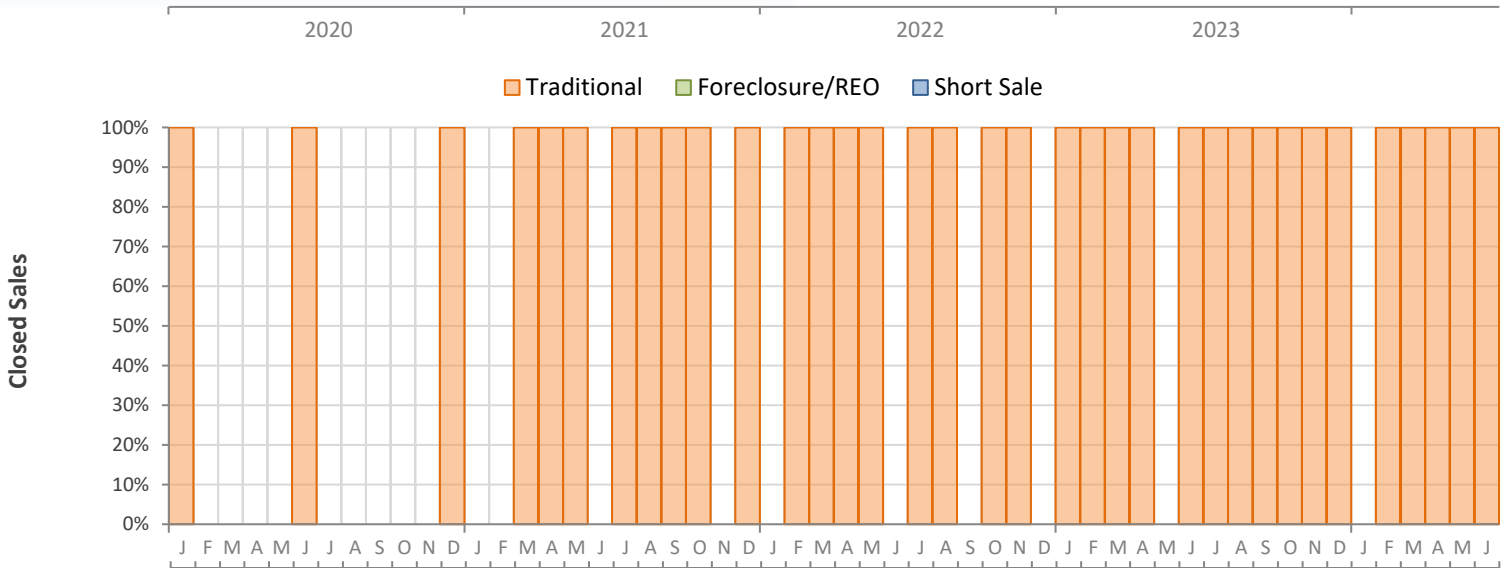
Monthly Distressed Market - June 2024

Townhouses and Condos

Okeechobee County



		June 2024	June 2023	Percent Change Year-over-Year
Traditional	Closed Sales	1	3	-66.7%
	Median Sale Price	\$130,000	\$100,000	30.0%
Foreclosure/REO	Closed Sales	0	0	N/A
	Median Sale Price	(No Sales)	(No Sales)	N/A
Short Sale	Closed Sales	0	0	N/A
	Median Sale Price	(No Sales)	(No Sales)	N/A



Produced by Florida REALTORS® with data provided by Florida's multiple listing services. Statistics for each month compiled from MLS feeds on the 15th day of the following month. Data released on Tuesday, July 23, 2024. Next data release is Thursday, August 22, 2024.