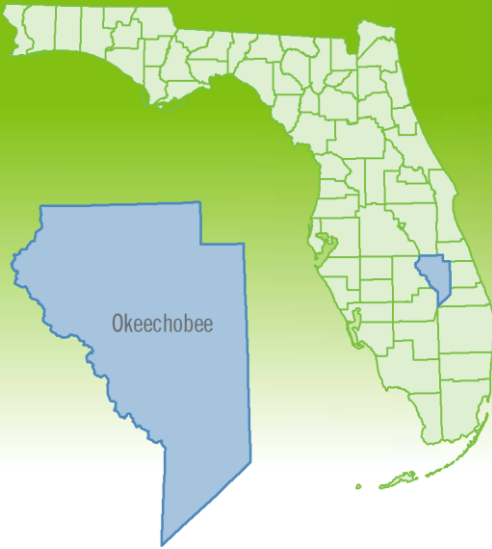


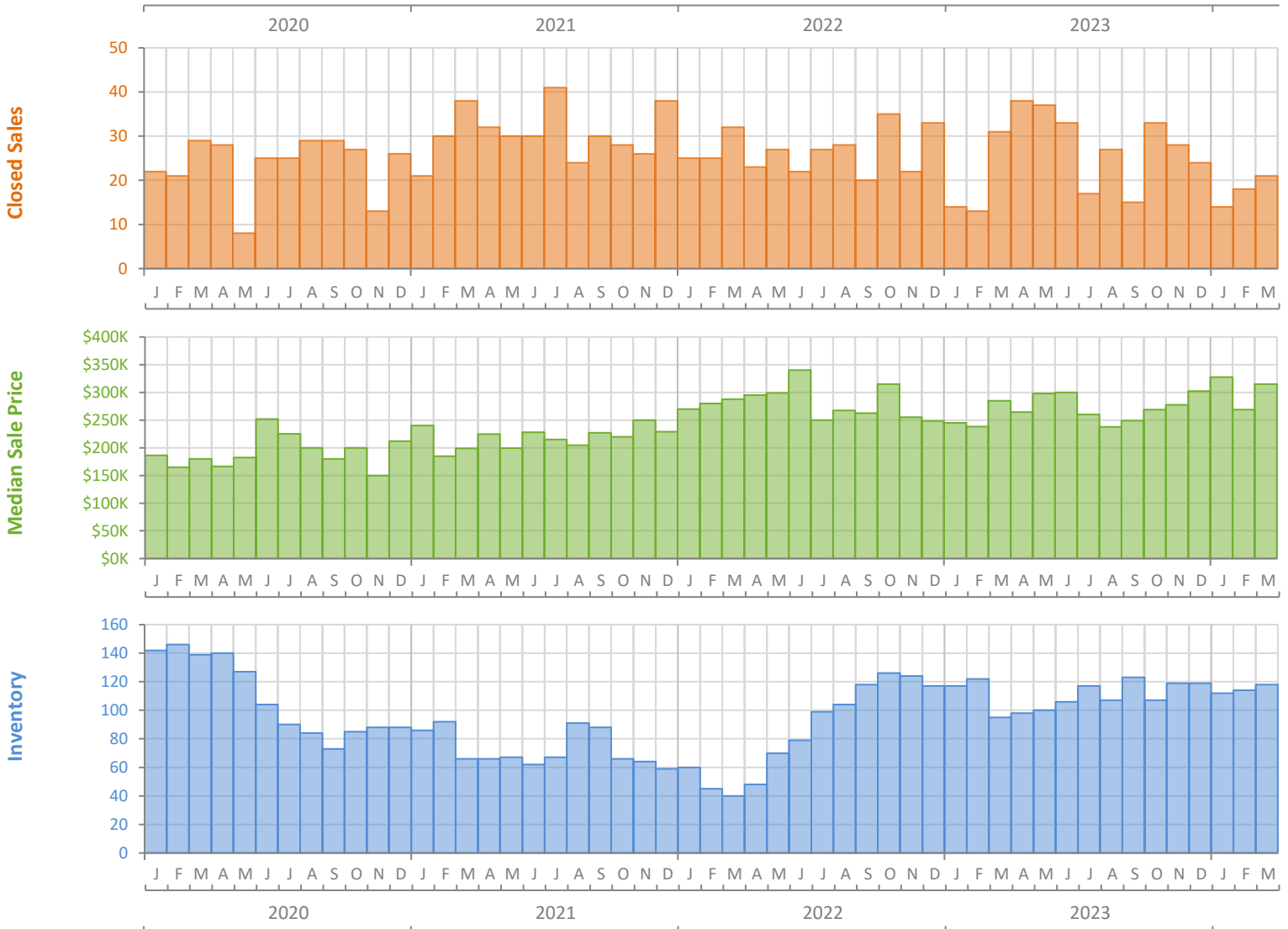
Monthly Market Summary - March 2024

Single-Family Homes

Okeechobee County



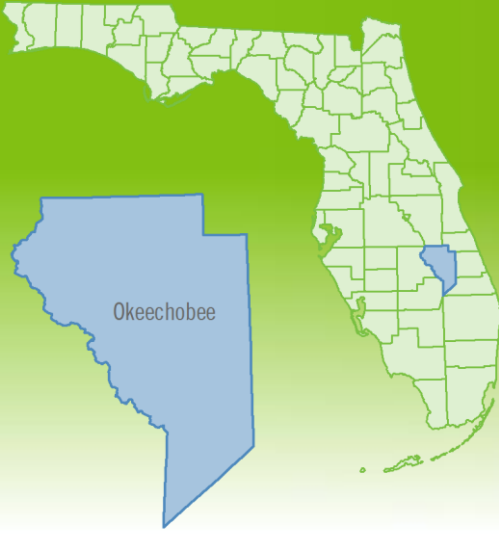
	March 2024	March 2023	Percent Change Year-over-Year
Closed Sales	21	31	-32.3%
Paid in Cash	5	13	-61.5%
Median Sale Price	\$315,000	\$285,000	10.5%
Average Sale Price	\$342,286	\$312,258	9.6%
Dollar Volume	\$7.2 Million	\$9.7 Million	-25.7%
Med. Pct. of Orig. List Price Received	92.5%	92.3%	0.2%
Median Time to Contract	49 Days	62 Days	-21.0%
Median Time to Sale	88 Days	99 Days	-11.1%
New Pending Sales	30	50	-40.0%
New Listings	41	34	20.6%
Pending Inventory	47	63	-25.4%
Inventory (Active Listings)	118	95	24.2%
Months Supply of Inventory	4.6	3.9	17.9%



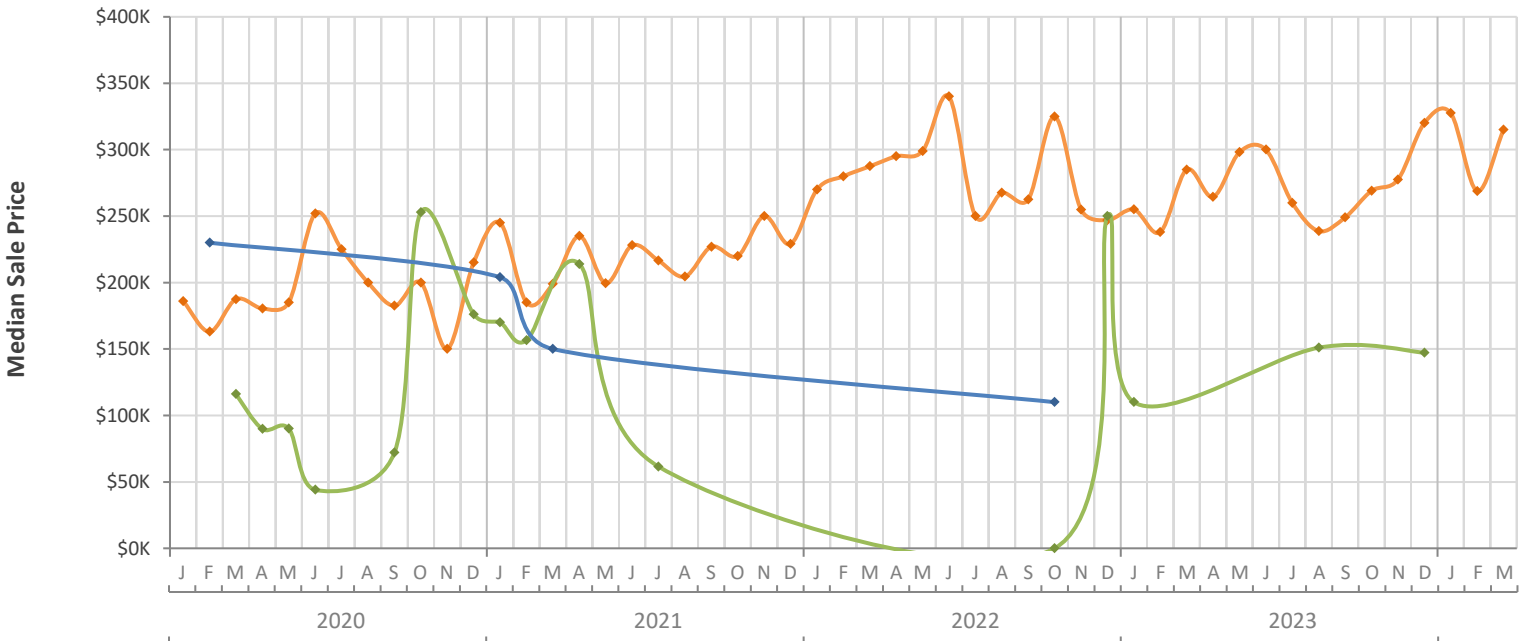
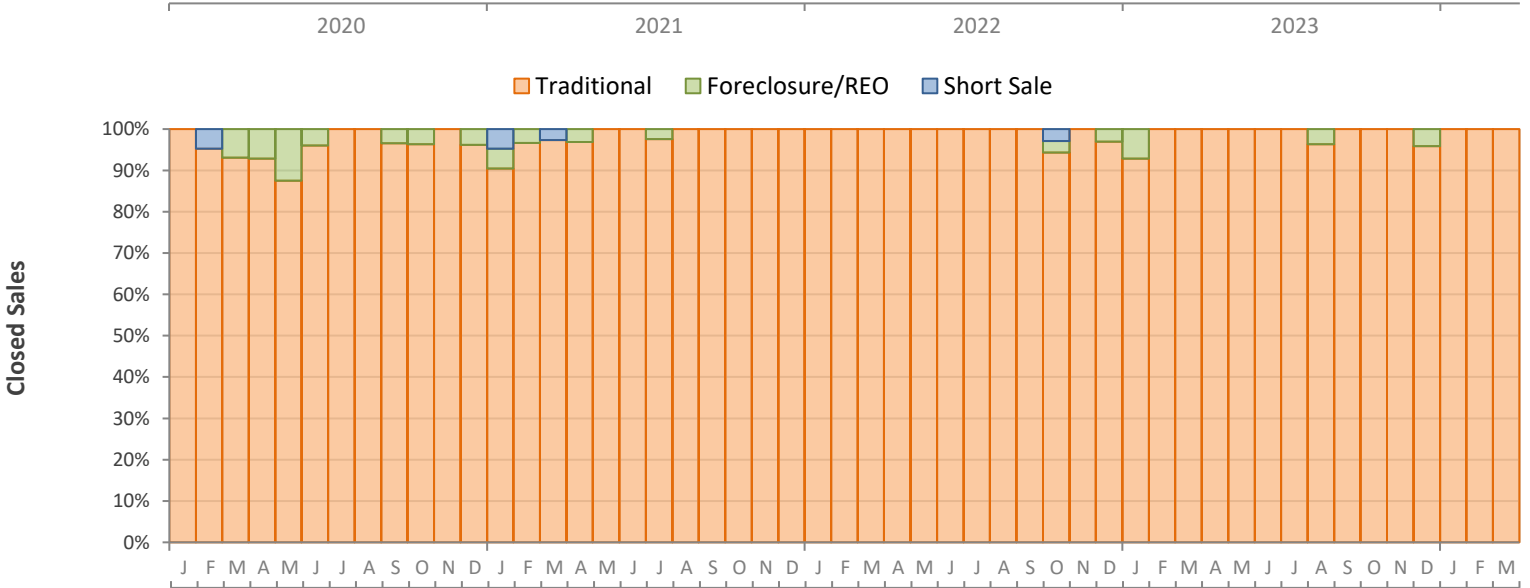
Monthly Distressed Market - March 2024

Single-Family Homes

Okeechobee County



		March 2024	March 2023	Percent Change Year-over-Year
Traditional	Closed Sales	21	31	-32.3%
	Median Sale Price	\$315,000	\$285,000	10.5%
Foreclosure/REO	Closed Sales	0	0	N/A
	Median Sale Price	(No Sales)	(No Sales)	N/A
Short Sale	Closed Sales	0	0	N/A
	Median Sale Price	(No Sales)	(No Sales)	N/A



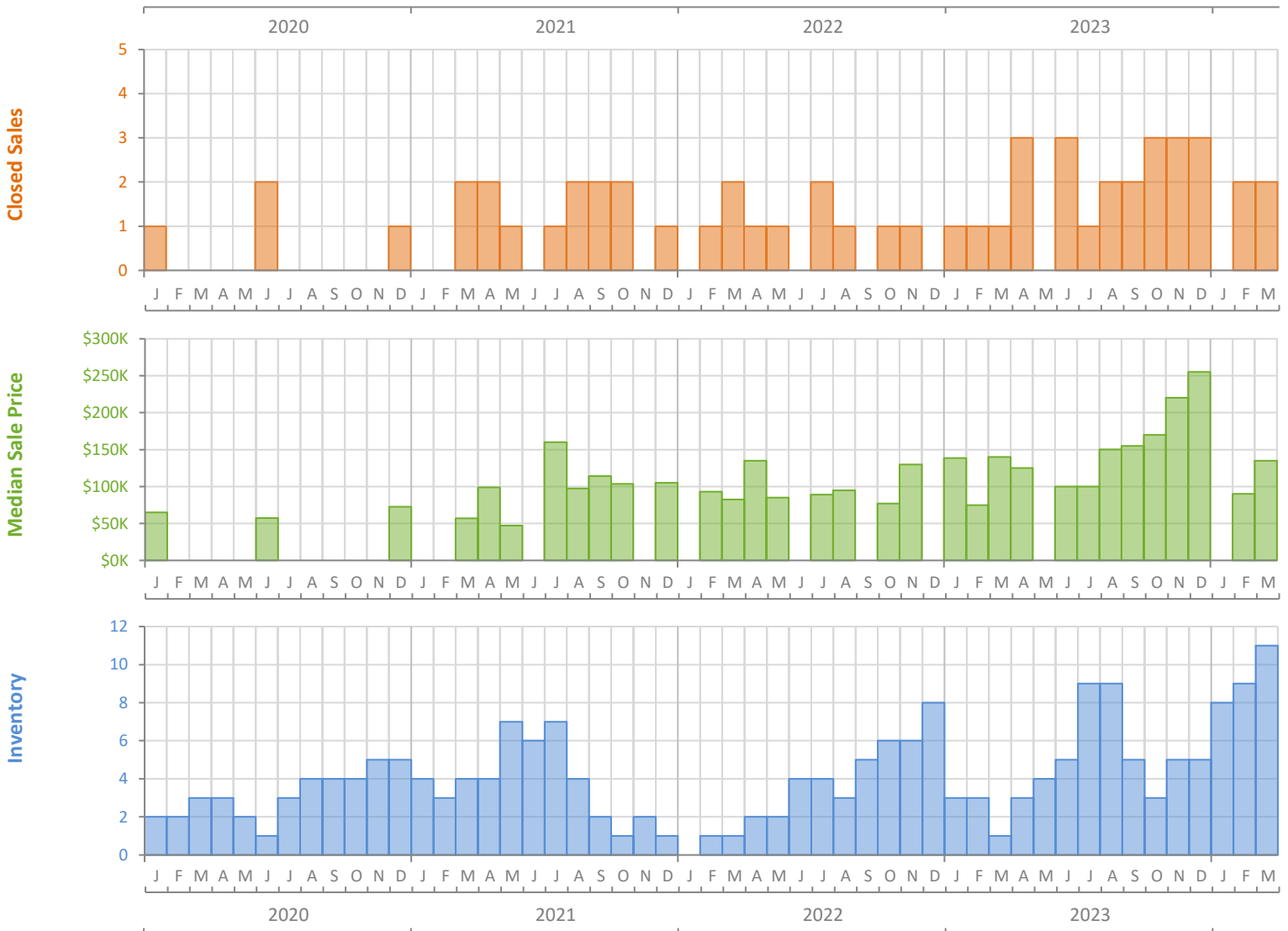
Monthly Market Summary - March 2024

Townhouses and Condos

Okeechobee County



	March 2024	March 2023	Percent Change Year-over-Year
Closed Sales	2	1	100.0%
Paid in Cash	2	0	N/A
Median Sale Price	\$135,000	\$140,000	-3.6%
Average Sale Price	\$135,000	\$140,000	-3.6%
Dollar Volume	\$270,000	\$140,000	92.9%
Med. Pct. of Orig. List Price Received	92.9%	100.0%	-7.1%
Median Time to Contract	16 Days	175 Days	-90.9%
Median Time to Sale	28 Days	210 Days	-86.7%
New Pending Sales	6	3	100.0%
New Listings	8	1	700.0%
Pending Inventory	4	3	33.3%
Inventory (Active Listings)	11	1	1000.0%
Months Supply of Inventory	5.5	1.2	358.3%



Monthly Distressed Market - March 2024

Townhouses and Condos

Okeechobee County



		March 2024	March 2023	Percent Change Year-over-Year
Traditional	Closed Sales	2	1	100.0%
	Median Sale Price	\$135,000	\$140,000	-3.6%
Foreclosure/REO	Closed Sales	0	0	N/A
	Median Sale Price	(No Sales)	(No Sales)	N/A
Short Sale	Closed Sales	0	0	N/A
	Median Sale Price	(No Sales)	(No Sales)	N/A

