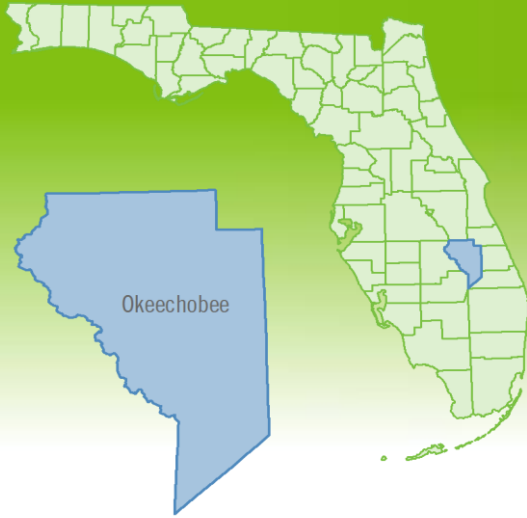


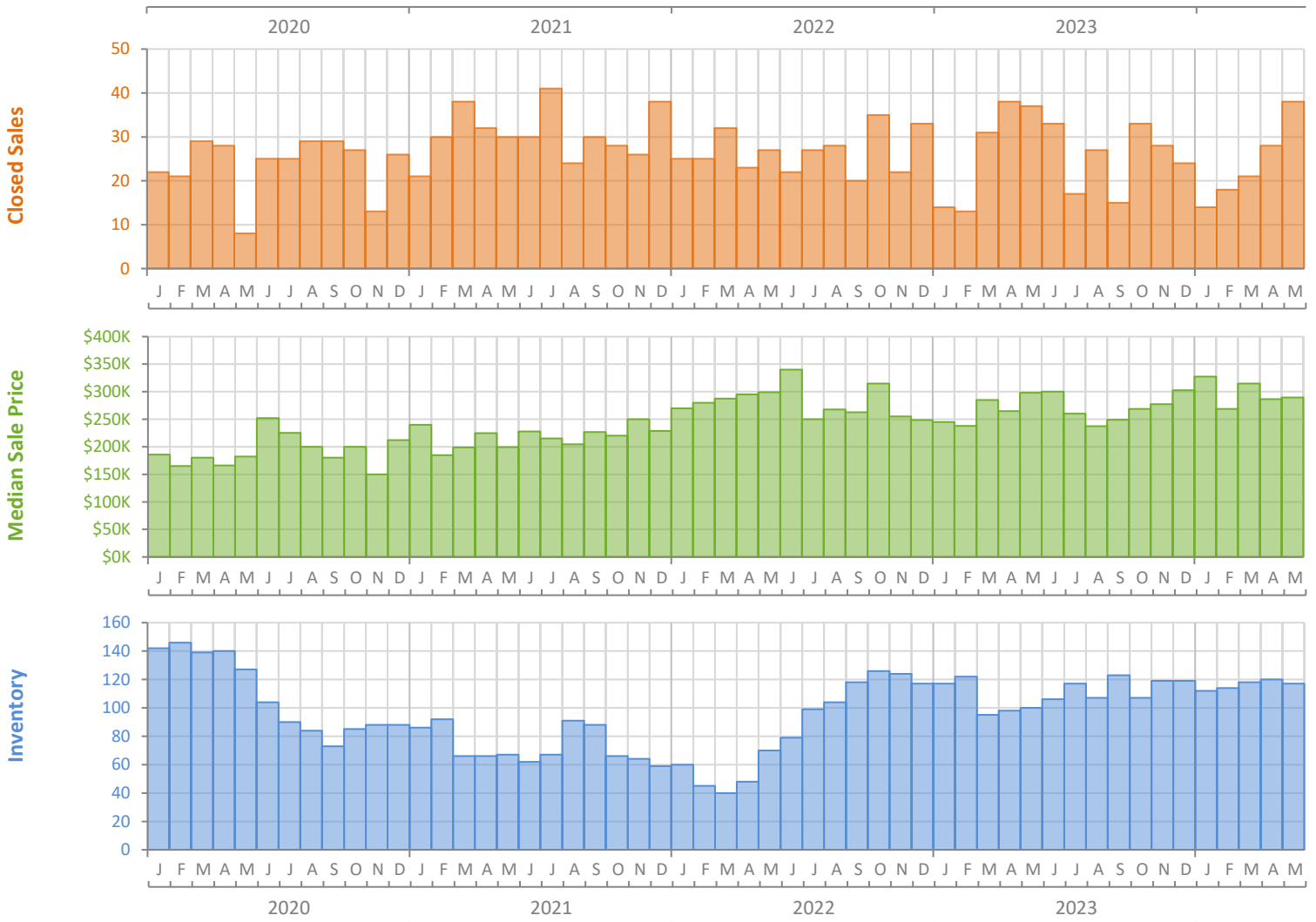
# Monthly Market Summary - May 2024

## Single-Family Homes

### Okeechobee County



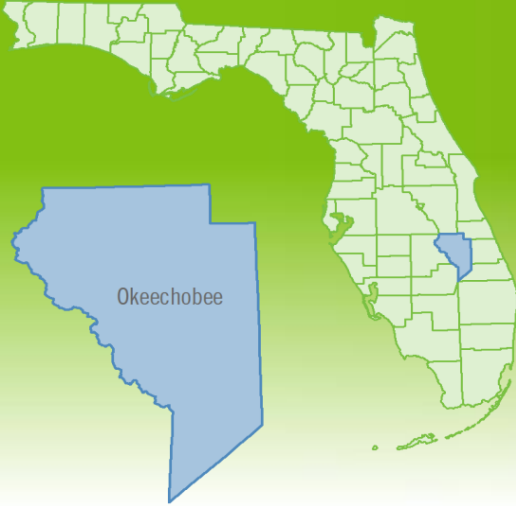
	May 2024	May 2023	Percent Change Year-over-Year
Closed Sales	38	37	2.7%
Paid in Cash	14	9	55.6%
Median Sale Price	\$289,495	\$298,100	-2.9%
Average Sale Price	\$308,405	\$325,754	-5.3%
Dollar Volume	\$11.7 Million	\$12.1 Million	-2.8%
Med. Pct. of Orig. List Price Received	95.8%	94.1%	1.8%
Median Time to Contract	42 Days	32 Days	31.3%
Median Time to Sale	64 Days	70 Days	-8.6%
New Pending Sales	35	32	9.4%
New Listings	38	36	5.6%
Pending Inventory	47	42	11.9%
Inventory (Active Listings)	117	100	17.0%
Months Supply of Inventory	4.7	3.8	23.7%



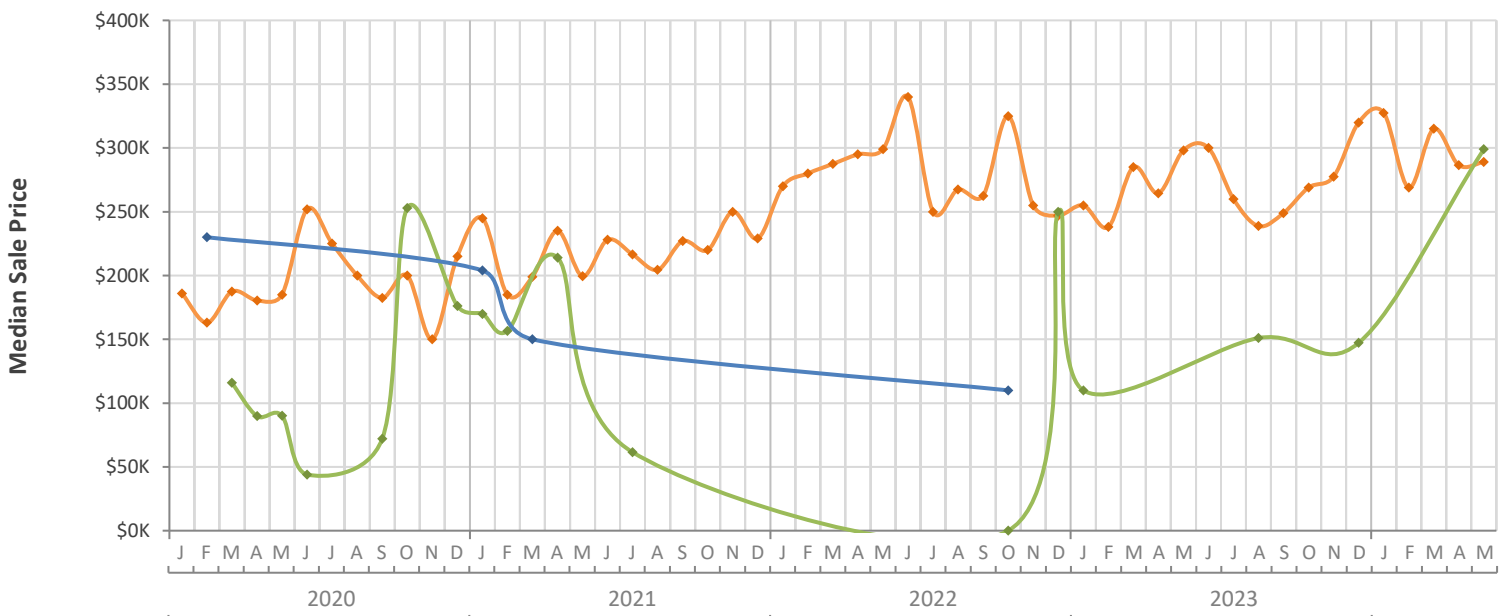
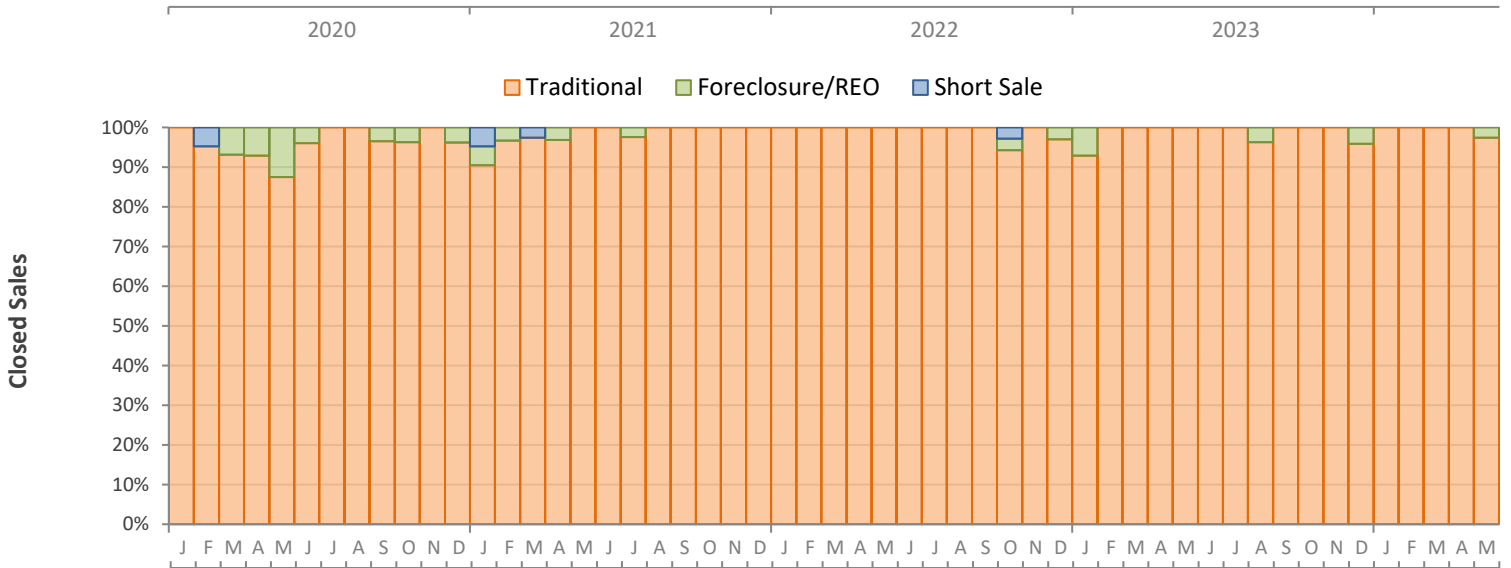
# Monthly Distressed Market - May 2024

## Single-Family Homes

### Okeechobee County



		May 2024	May 2023	Percent Change Year-over-Year
Traditional	Closed Sales	37	37	0.0%
	Median Sale Price	\$288,990	\$298,100	-3.1%
Foreclosure/REO	Closed Sales	1	0	N/A
	Median Sale Price	\$299,000	(No Sales)	N/A
Short Sale	Closed Sales	0	0	N/A
	Median Sale Price	(No Sales)	(No Sales)	N/A



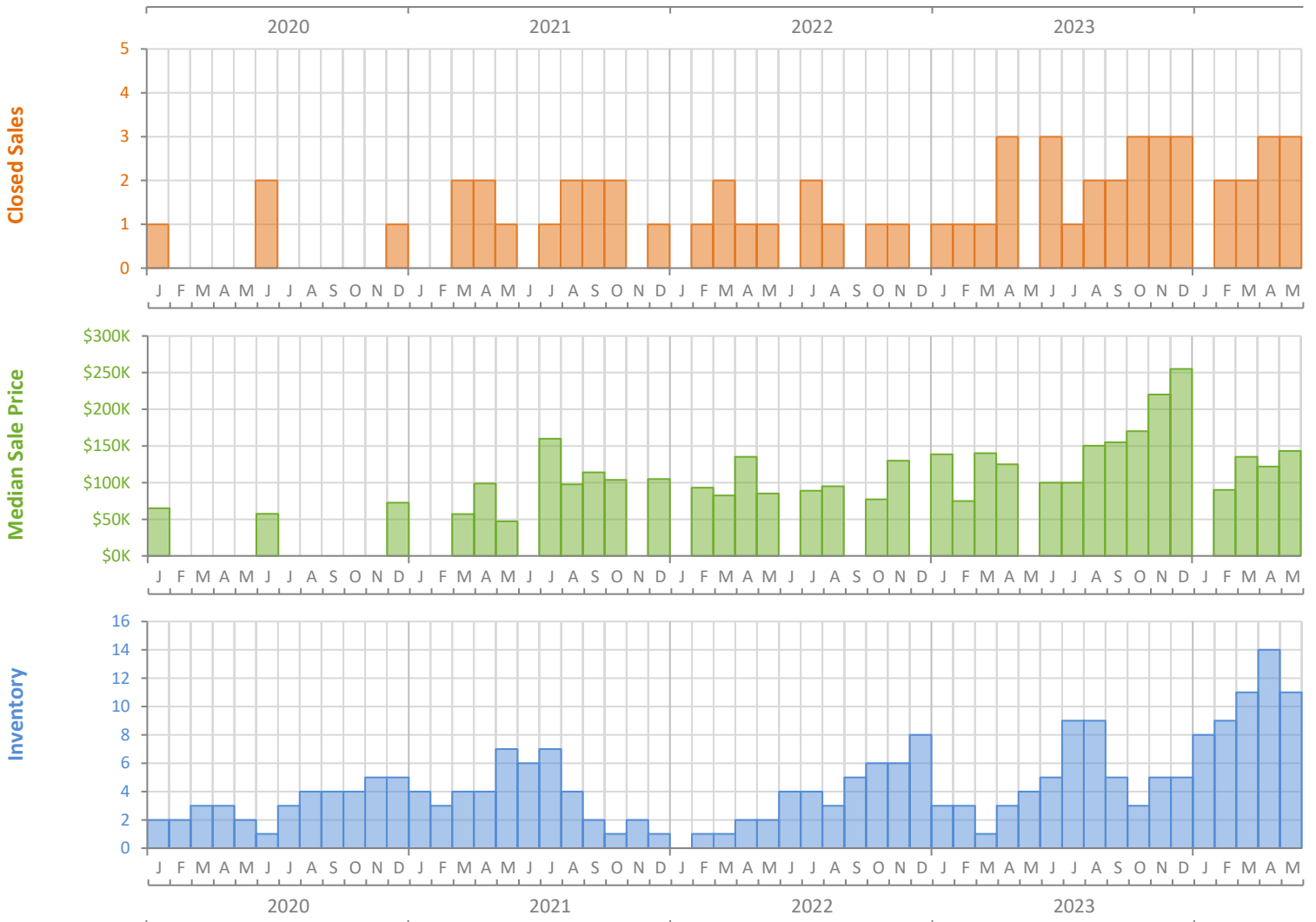
# Monthly Market Summary - May 2024

## Townhouses and Condos

### Okeechobee County



	May 2024	May 2023	Percent Change Year-over-Year
Closed Sales	3	0	N/A
Paid in Cash	2	0	N/A
Median Sale Price	\$143,000	(No Sales)	N/A
Average Sale Price	\$154,000	(No Sales)	N/A
Dollar Volume	\$462,000	\$0	N/A
Med. Pct. of Orig. List Price Received	91.3%	(No Sales)	N/A
Median Time to Contract	53 Days	(No Sales)	N/A
Median Time to Sale	97 Days	(No Sales)	N/A
New Pending Sales	2	1	100.0%
New Listings	1	1	0.0%
Pending Inventory	2	2	0.0%
Inventory (Active Listings)	11	4	175.0%
Months Supply of Inventory	4.9	4.4	11.4%



Produced by Florida REALTORS® with data provided by Florida's multiple listing services. Statistics for each month compiled from MLS feeds on the 15th day of the following month. Data released on Friday, June 21, 2024. Next data release is Tuesday, July 23, 2024.

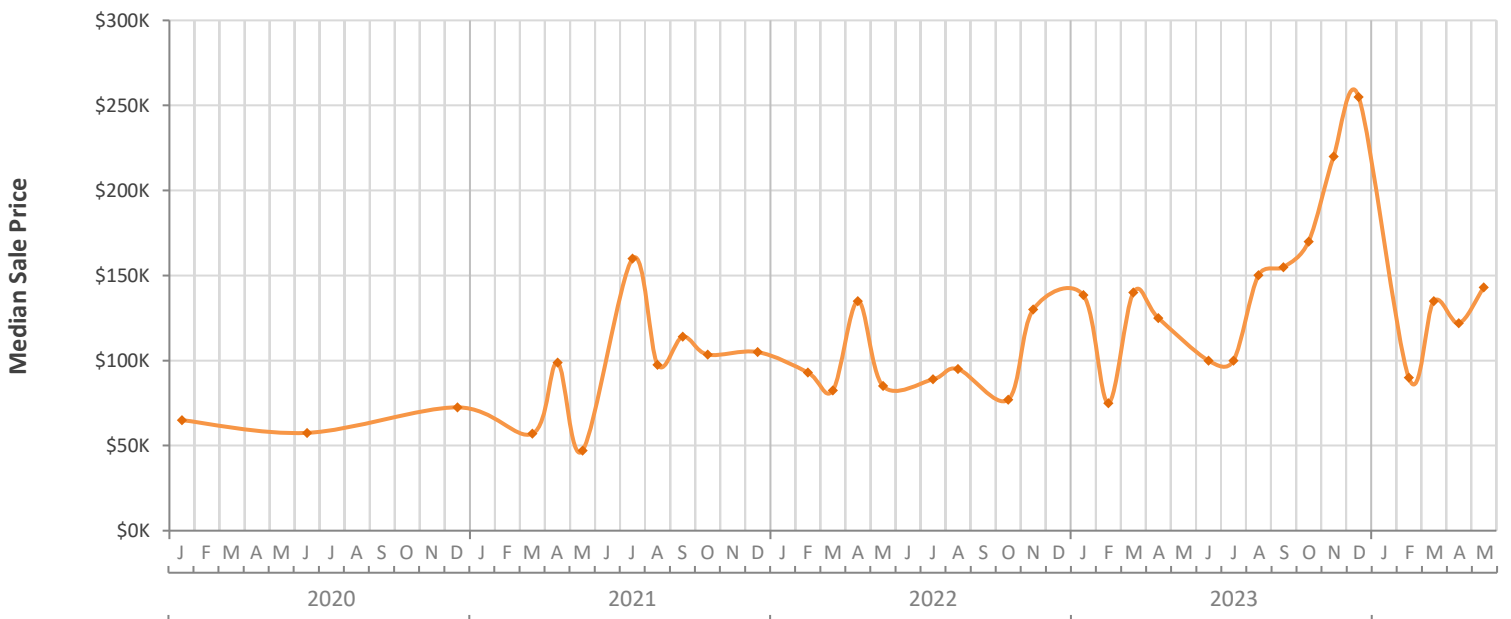
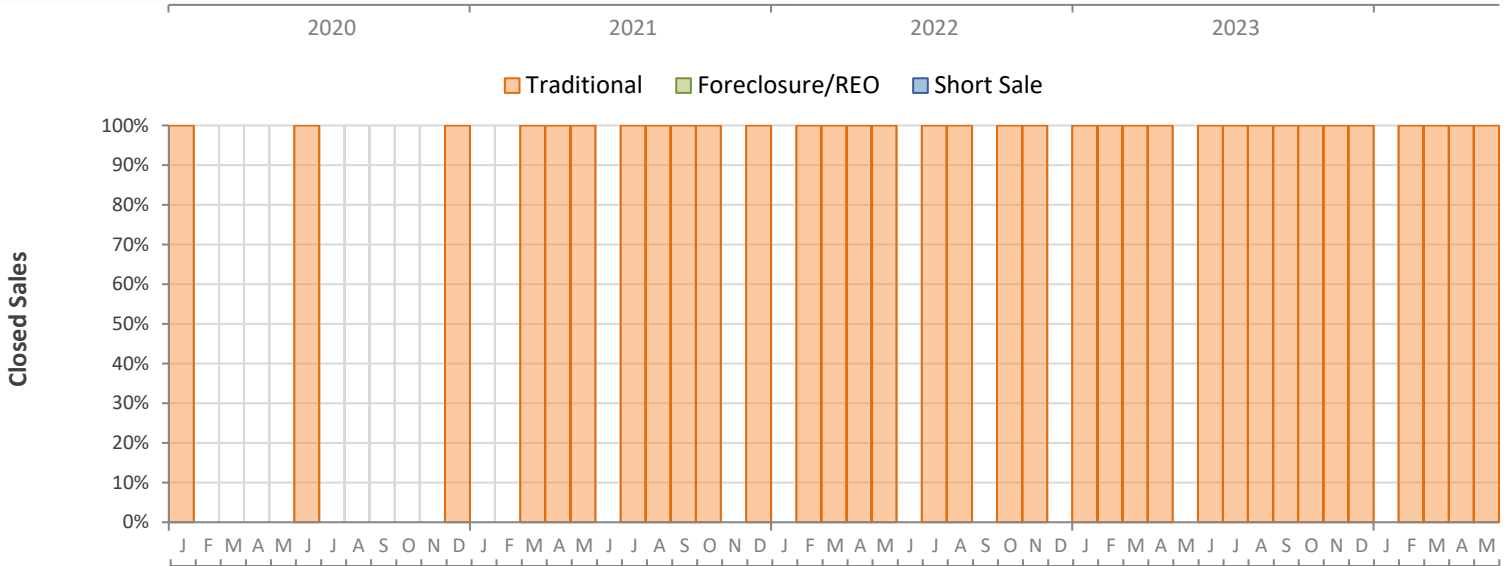
# Monthly Distressed Market - May 2024

## Townhouses and Condos

### Okeechobee County



		May 2024	May 2023	Percent Change Year-over-Year
Traditional	Closed Sales	3	0	N/A
	Median Sale Price	\$143,000	(No Sales)	N/A
Foreclosure/REO	Closed Sales	0	0	N/A
	Median Sale Price	(No Sales)	(No Sales)	N/A
Short Sale	Closed Sales	0	0	N/A
	Median Sale Price	(No Sales)	(No Sales)	N/A



Produced by Florida REALTORS® with data provided by Florida's multiple listing services. Statistics for each month compiled from MLS feeds on the 15th day of the following month. Data released on Friday, June 21, 2024. Next data release is Tuesday, July 23, 2024.