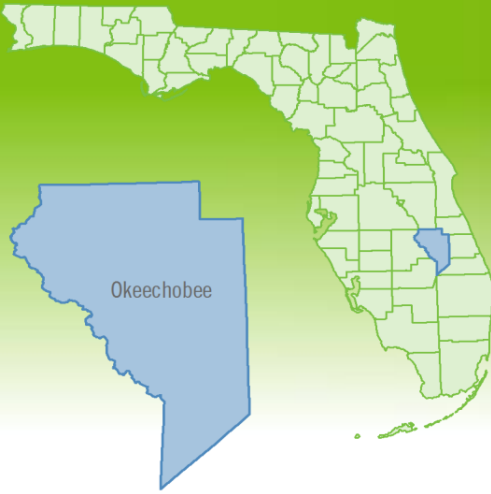


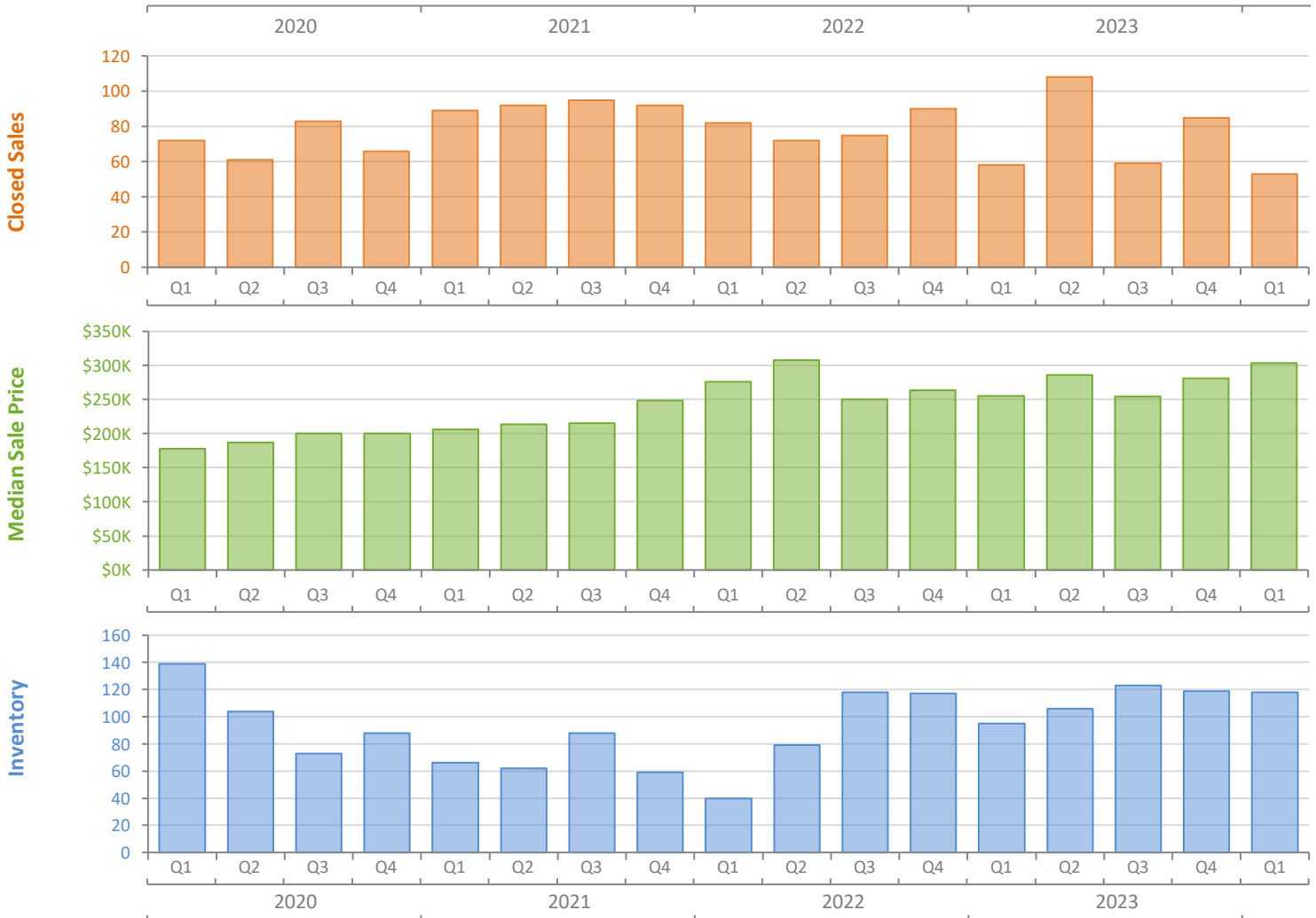
Quarterly Market Summary - Q1 2024

Single-Family Homes

Okeechobee County



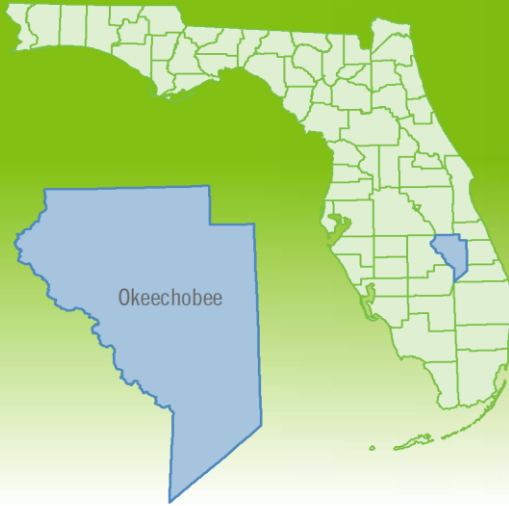
	Q1 2024	Q1 2023	Percent Change Year-over-Year
Closed Sales	53	58	-8.6%
Paid in Cash	20	23	-13.0%
Median Sale Price	\$303,500	\$255,000	19.0%
Average Sale Price	\$311,842	\$289,359	7.8%
Dollar Volume	\$16.5 Million	\$16.8 Million	-1.5%
Med. Pct. of Orig. List Price Received	94.2%	92.0%	2.4%
Median Time to Contract	55 Days	59 Days	-6.8%
Median Time to Sale	91 Days	100 Days	-9.0%
New Pending Sales	80	100	-20.0%
New Listings	108	103	4.9%
Pending Inventory	47	63	-25.4%
Inventory (Active Listings)	118	95	24.2%
Months Supply of Inventory	4.6	3.9	17.9%



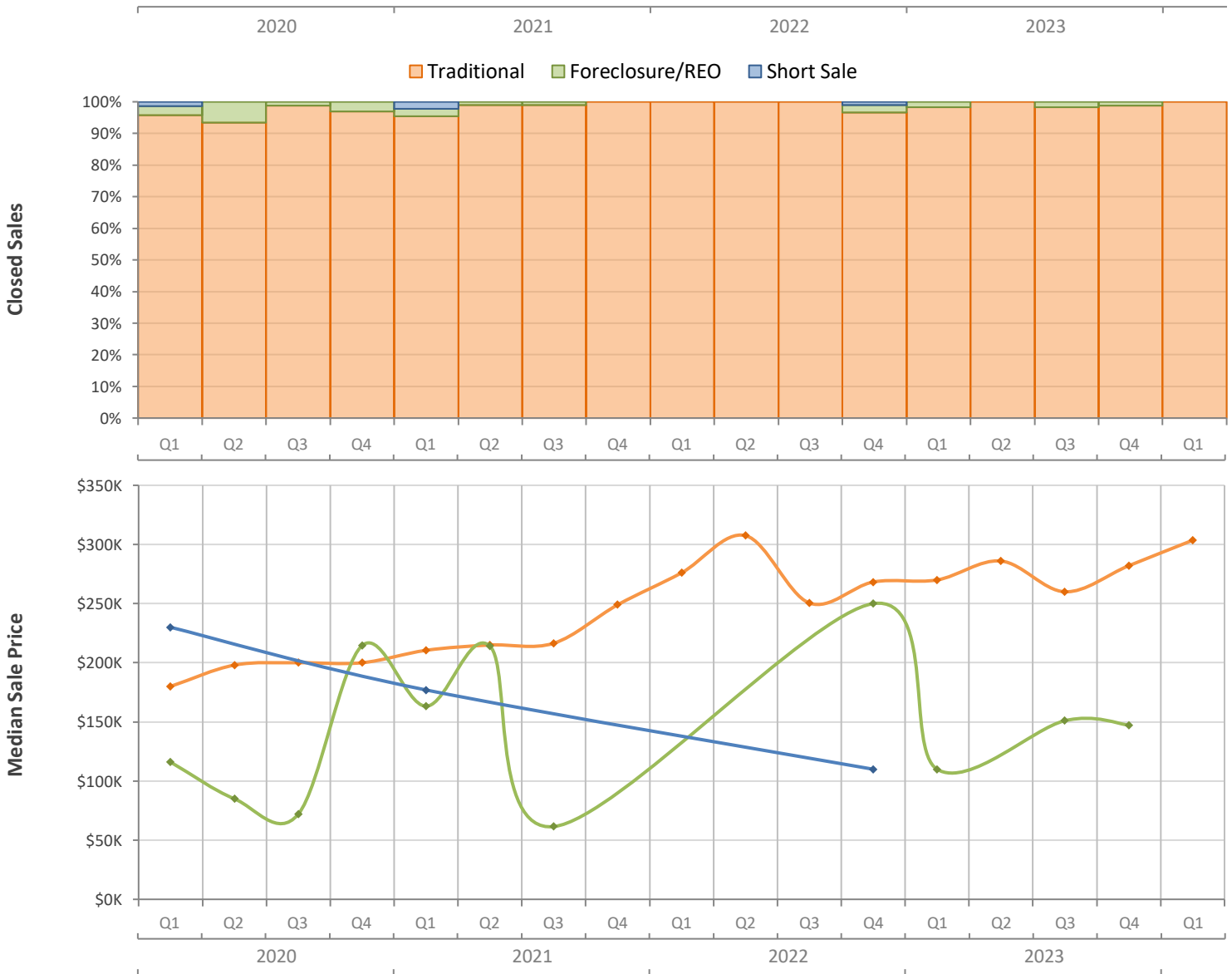
Quarterly Distressed Market - Q1 2024

Single-Family Homes

Okeechobee County



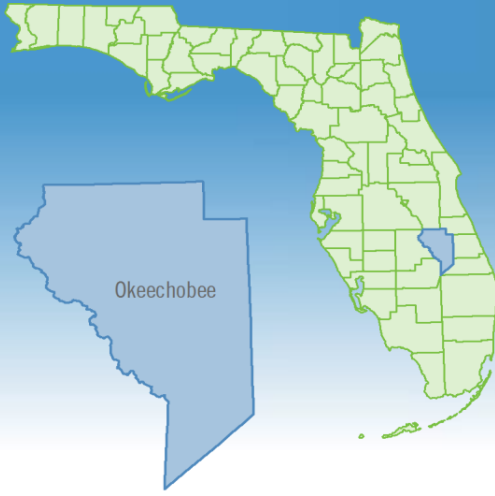
		Q1 2024	Q1 2023	Percent Change Year-over-Year
Traditional	Closed Sales	53	57	-7.0%
	Median Sale Price	\$303,500	\$270,000	12.4%
Foreclosure/REO	Closed Sales	0	1	-100.0%
	Median Sale Price	(No Sales)	\$110,000	N/A
Short Sale	Closed Sales	0	0	N/A
	Median Sale Price	(No Sales)	(No Sales)	N/A



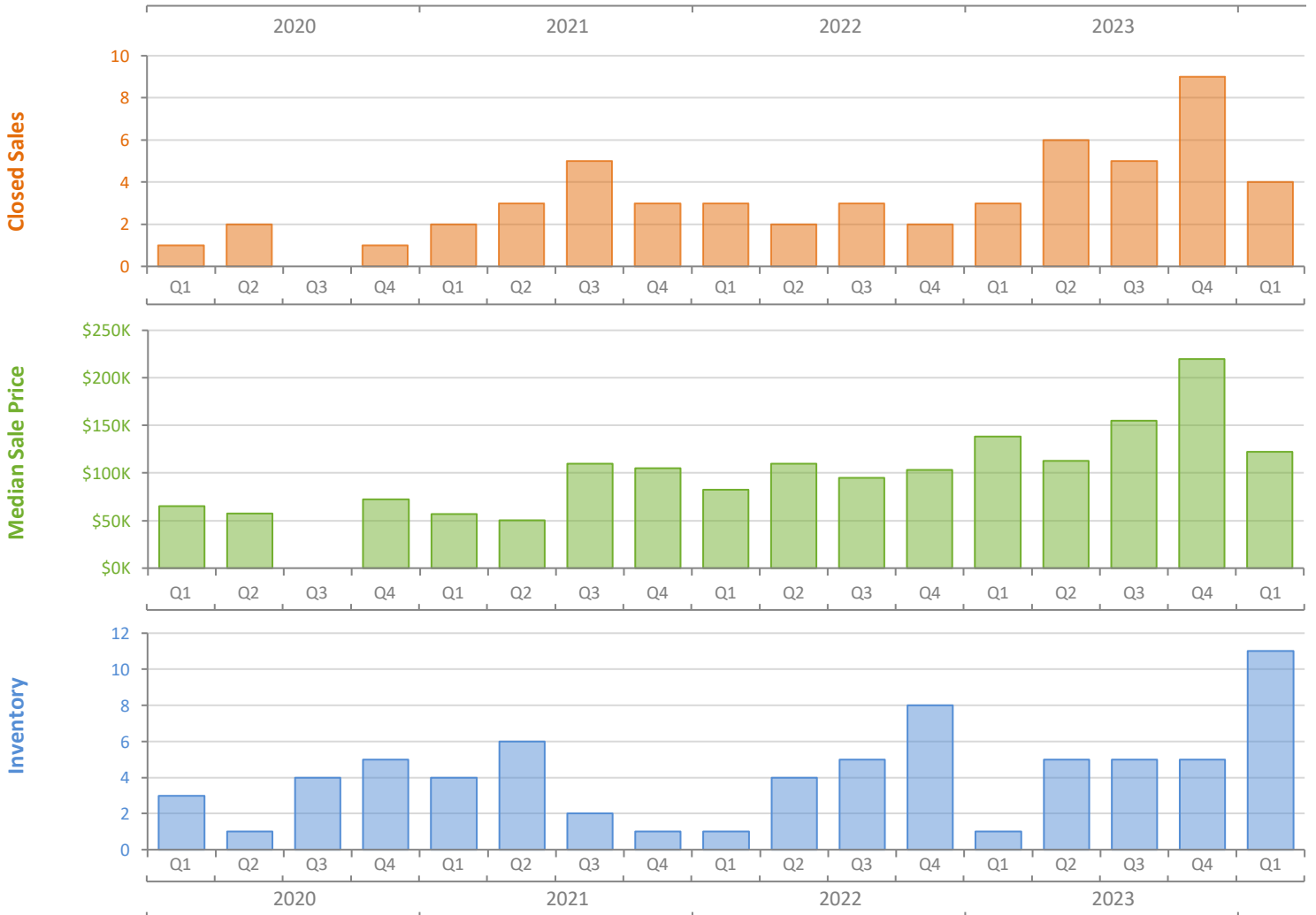
Quarterly Market Summary - Q1 2024

Townhouses and Condos

Okeechobee County



	Q1 2024	Q1 2023	Percent Change Year-over-Year
Closed Sales	4	3	33.3%
Paid in Cash	4	1	300.0%
Median Sale Price	\$122,500	\$138,500	-11.6%
Average Sale Price	\$112,500	\$117,833	-4.5%
Dollar Volume	\$450,000	\$353,499	27.3%
Med. Pct. of Orig. List Price Received	88.8%	92.3%	-3.8%
Median Time to Contract	29 Days	40 Days	-27.5%
Median Time to Sale	42 Days	68 Days	-38.2%
New Pending Sales	8	6	33.3%
New Listings	16	4	300.0%
Pending Inventory	4	3	33.3%
Inventory (Active Listings)	11	1	1000.0%
Months Supply of Inventory	5.5	1.2	358.3%



Quarterly Distressed Market - Q1 2024

Townhouses and Condos

Okeechobee County



		Q1 2024	Q1 2023	Percent Change Year-over-Year
Traditional	Closed Sales	4	3	33.3%
	Median Sale Price	\$122,500	\$138,500	-11.6%
Foreclosure/REO	Closed Sales	0	0	N/A
	Median Sale Price	(No Sales)	(No Sales)	N/A
Short Sale	Closed Sales	0	0	N/A
	Median Sale Price	(No Sales)	(No Sales)	N/A

