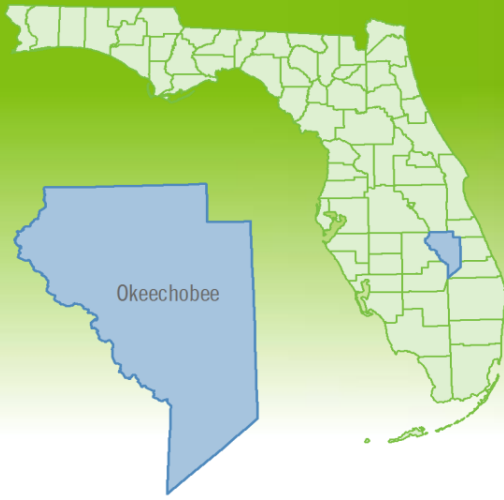


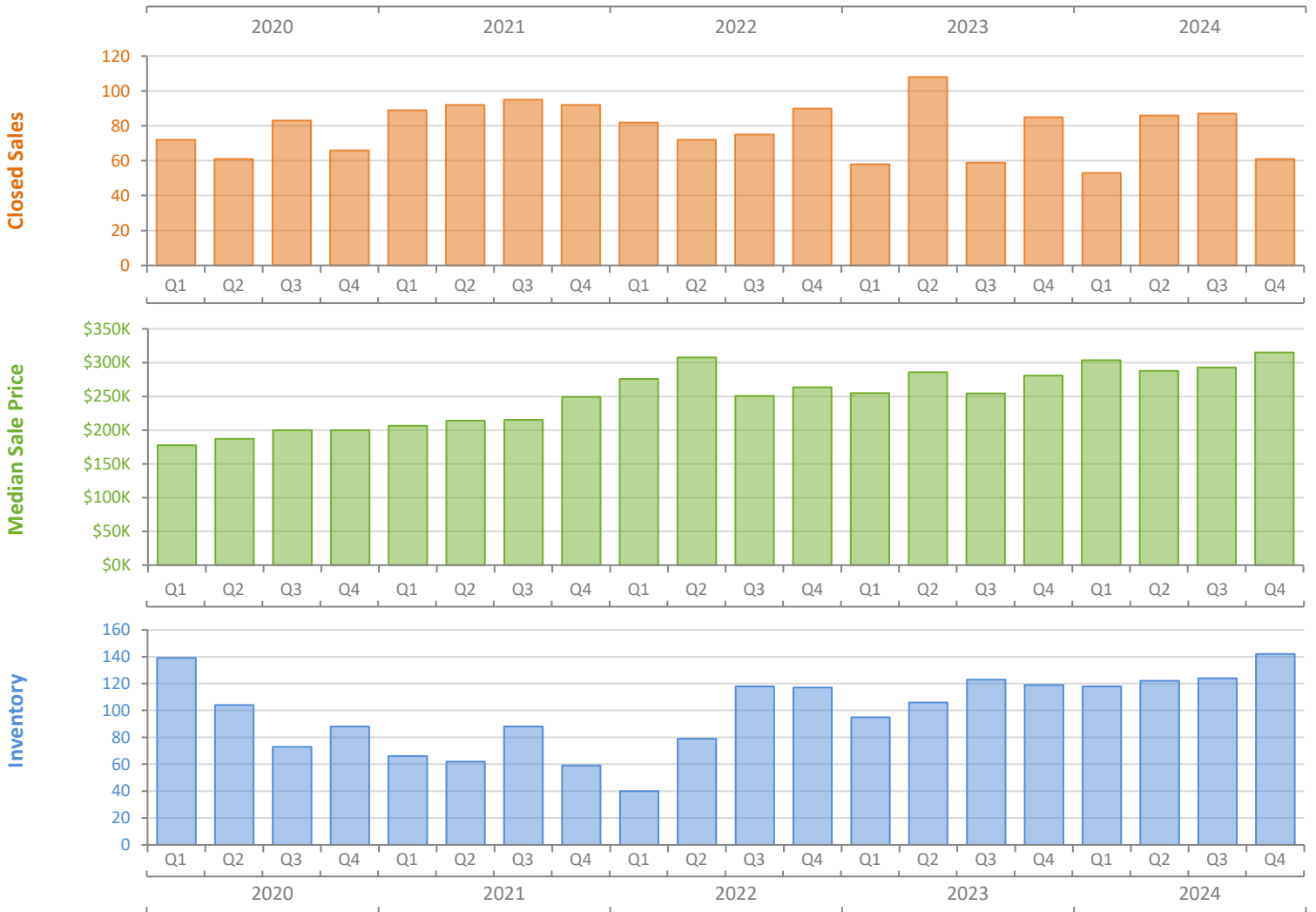
# Quarterly Market Summary - Q4 2024

## Single-Family Homes

### Okeechobee County



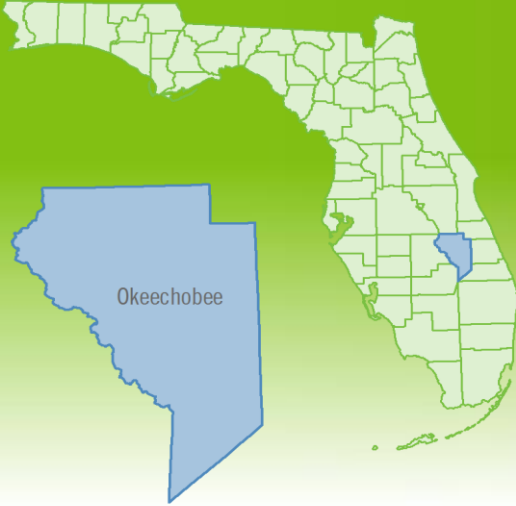
	Q4 2024	Q4 2023	Percent Change Year-over-Year
Closed Sales	61	85	-28.2%
Paid in Cash	16	29	-44.8%
Median Sale Price	\$315,000	\$280,990	12.1%
Average Sale Price	\$346,709	\$316,940	9.4%
Dollar Volume	\$21.1 Million	\$26.9 Million	-21.5%
Med. Pct. of Orig. List Price Received	95.6%	94.4%	1.3%
Median Time to Contract	41 Days	52 Days	-21.2%
Median Time to Sale	89 Days	78 Days	14.1%
New Pending Sales	59	81	-27.2%
New Listings	105	90	16.7%
Pending Inventory	33	27	22.2%
Inventory (Active Listings)	142	119	19.3%
Months Supply of Inventory	5.9	4.6	28.3%



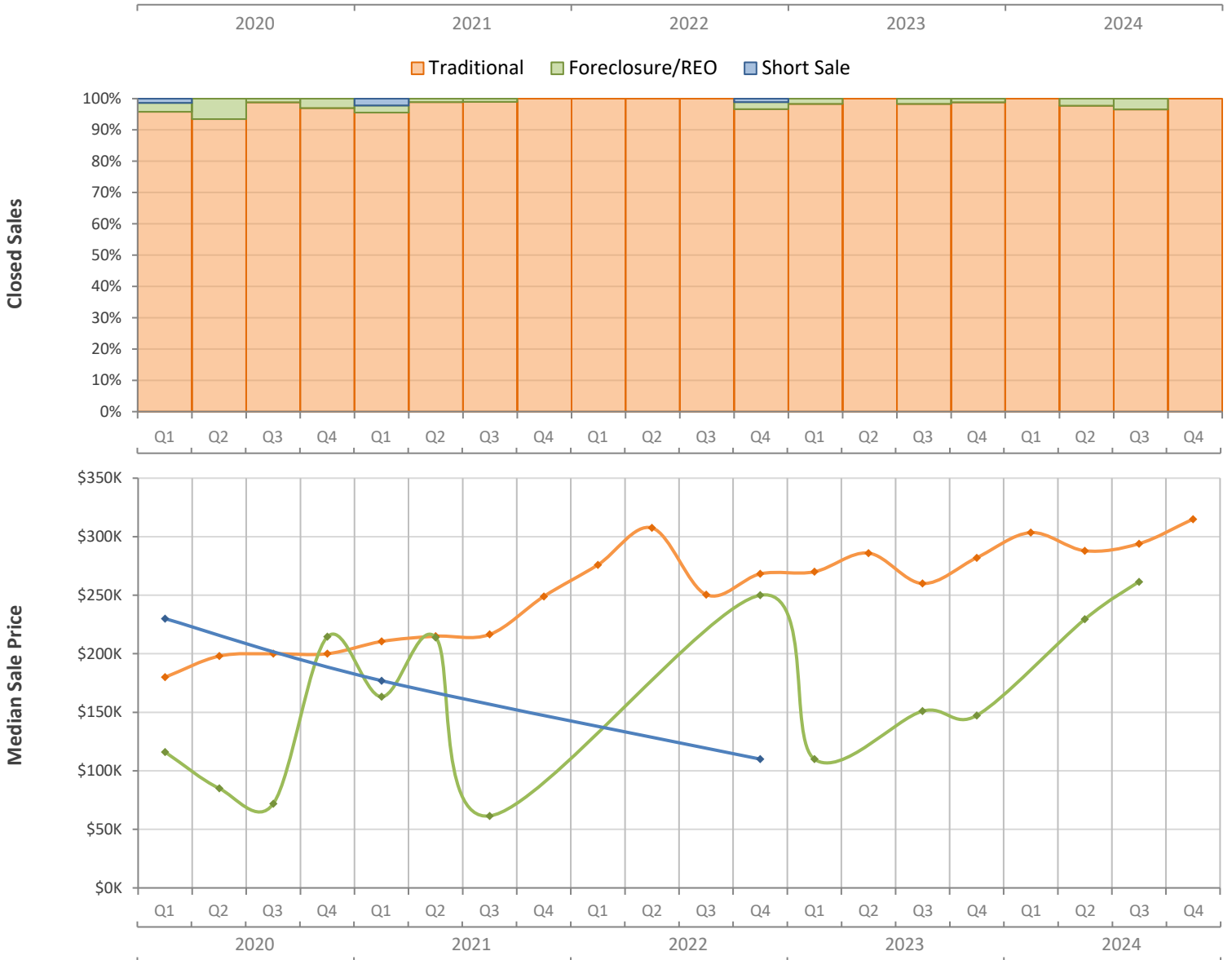
# Quarterly Distressed Market - Q4 2024

## Single-Family Homes

### Okeechobee County



		Q4 2024	Q4 2023	Percent Change Year-over-Year
Traditional	Closed Sales	61	84	-27.4%
	Median Sale Price	\$315,000	\$281,995	11.7%
Foreclosure/REO	Closed Sales	0	1	-100.0%
	Median Sale Price	(No Sales)	\$147,250	N/A
Short Sale	Closed Sales	0	0	N/A
	Median Sale Price	(No Sales)	(No Sales)	N/A



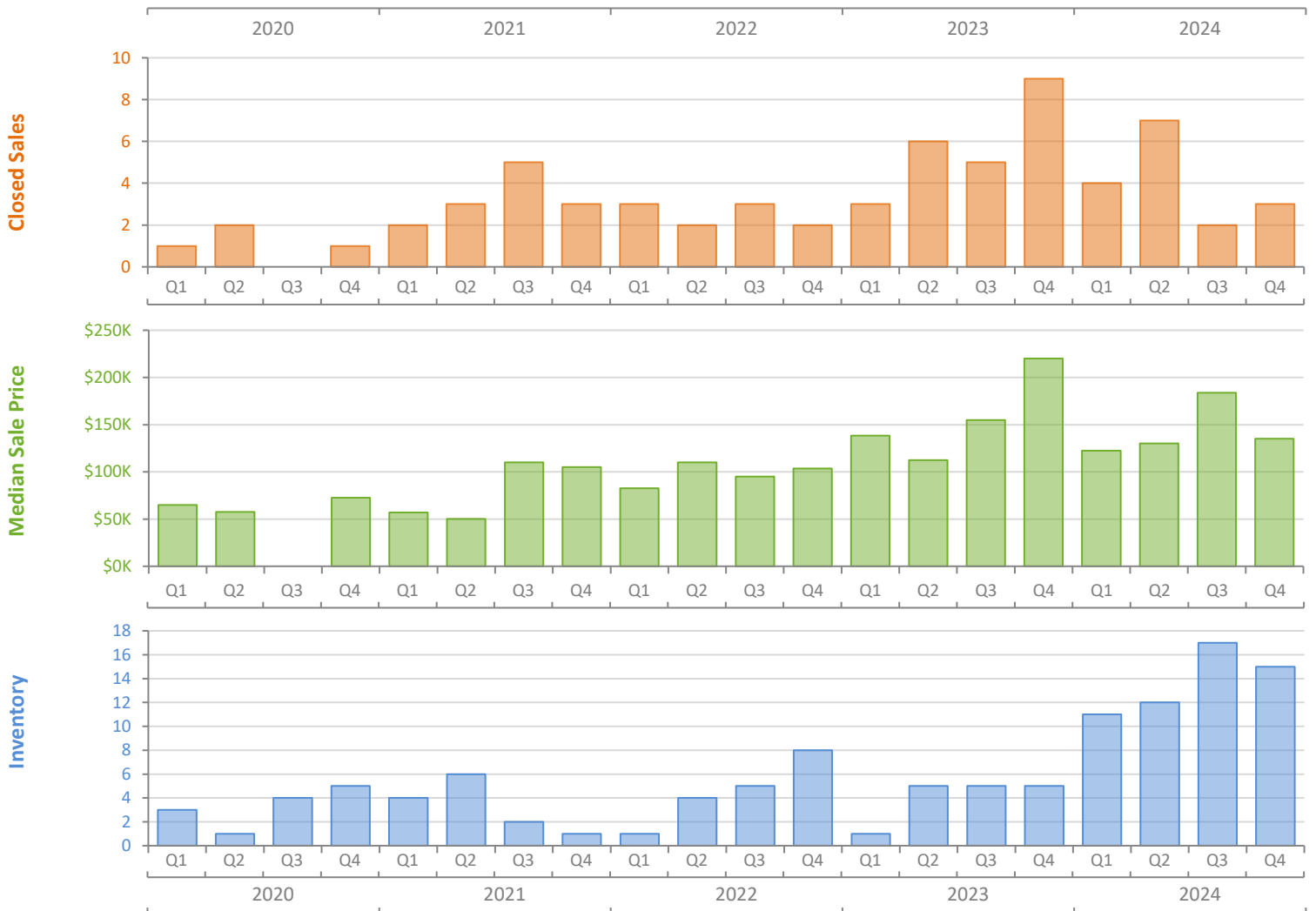
# Quarterly Market Summary - Q4 2024

## Townhouses and Condos

### Okeechobee County



	Q4 2024	Q4 2023	Percent Change Year-over-Year
Closed Sales	3	9	-66.7%
Paid in Cash	2	3	-33.3%
Median Sale Price	\$135,000	\$220,000	-38.6%
Average Sale Price	\$135,000	\$198,945	-32.1%
Dollar Volume	\$405,000	\$1.8 Million	-77.4%
Med. Pct. of Orig. List Price Received	87.5%	96.1%	-8.9%
Median Time to Contract	144 Days	20 Days	620.0%
Median Time to Sale	176 Days	50 Days	252.0%
New Pending Sales	2	5	-60.0%
New Listings	4	9	-55.6%
Pending Inventory	0	0	N/A
Inventory (Active Listings)	15	5	200.0%
Months Supply of Inventory	11.3	2.6	334.6%



# Quarterly Distressed Market - Q4 2024

## Townhouses and Condos

### Okeechobee County



		Q4 2024	Q4 2023	Percent Change Year-over-Year
Traditional	Closed Sales	3	9	-66.7%
	Median Sale Price	\$135,000	\$220,000	-38.6%
Foreclosure/REO	Closed Sales	0	0	N/A
	Median Sale Price	(No Sales)	(No Sales)	N/A
Short Sale	Closed Sales	0	0	N/A
	Median Sale Price	(No Sales)	(No Sales)	N/A

