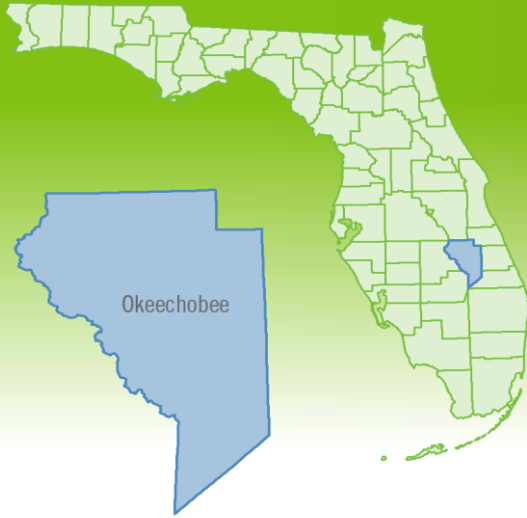


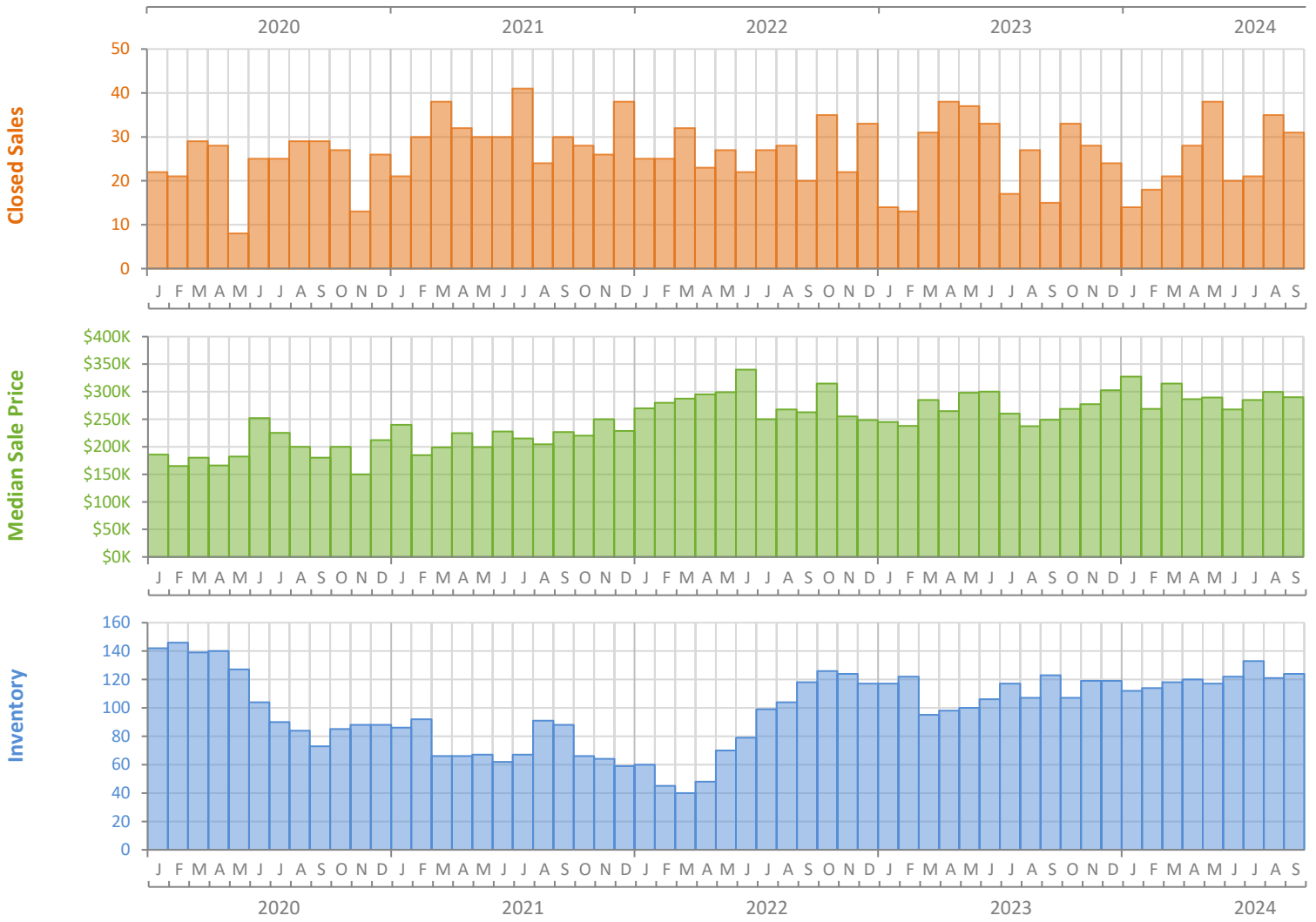
# Monthly Market Summary - September 2024

## Single-Family Homes

### Okeechobee County



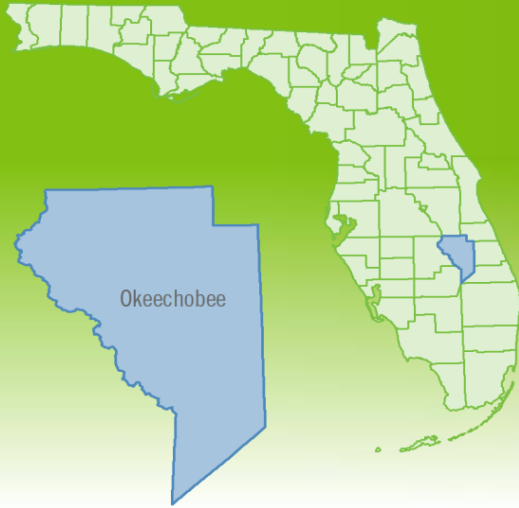
	September 2024	September 2023	Percent Change Year-over-Year
Closed Sales	31	15	106.7%
Paid in Cash	10	4	150.0%
Median Sale Price	\$290,000	\$249,000	16.5%
Average Sale Price	\$430,932	\$342,333	25.9%
Dollar Volume	\$13.4 Million	\$5.1 Million	160.2%
Med. Pct. of Orig. List Price Received	93.9%	94.9%	-1.1%
Median Time to Contract	28 Days	60 Days	-53.3%
Median Time to Sale	64 Days	88 Days	-27.3%
New Pending Sales	18	18	0.0%
New Listings	28	37	-24.3%
Pending Inventory	37	40	-7.5%
Inventory (Active Listings)	124	123	0.8%
Months Supply of Inventory	4.8	4.7	2.1%



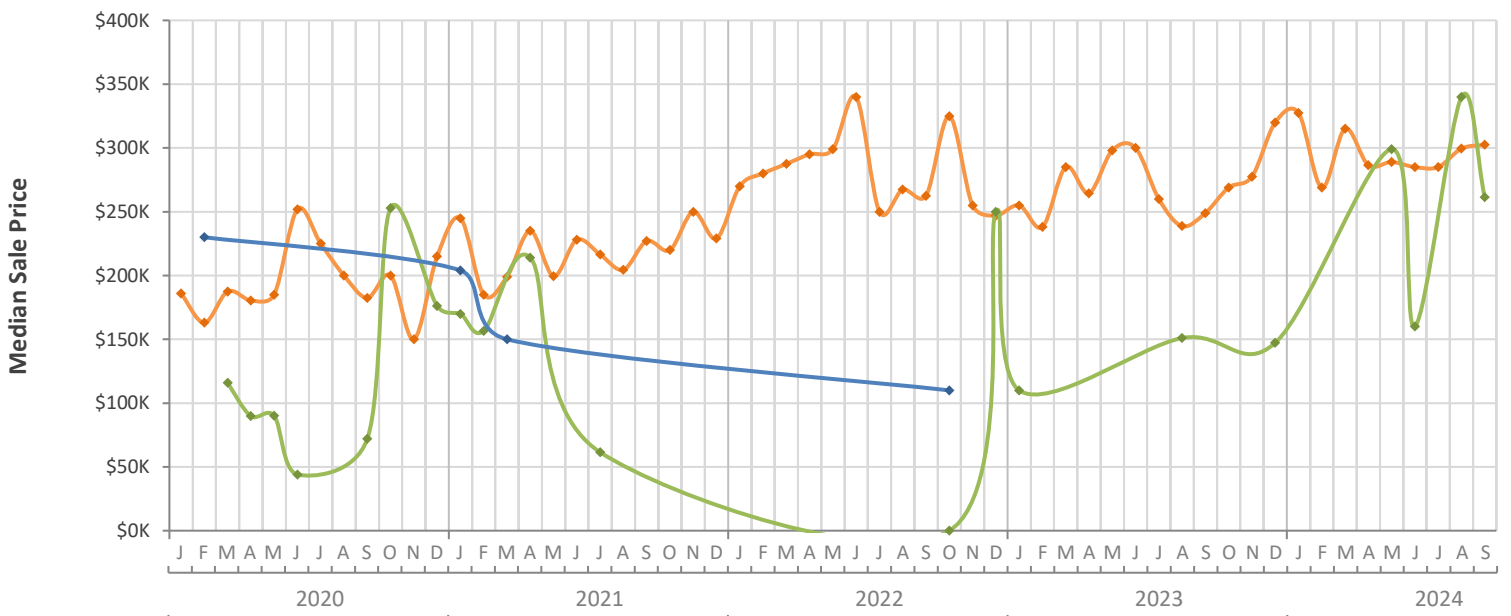
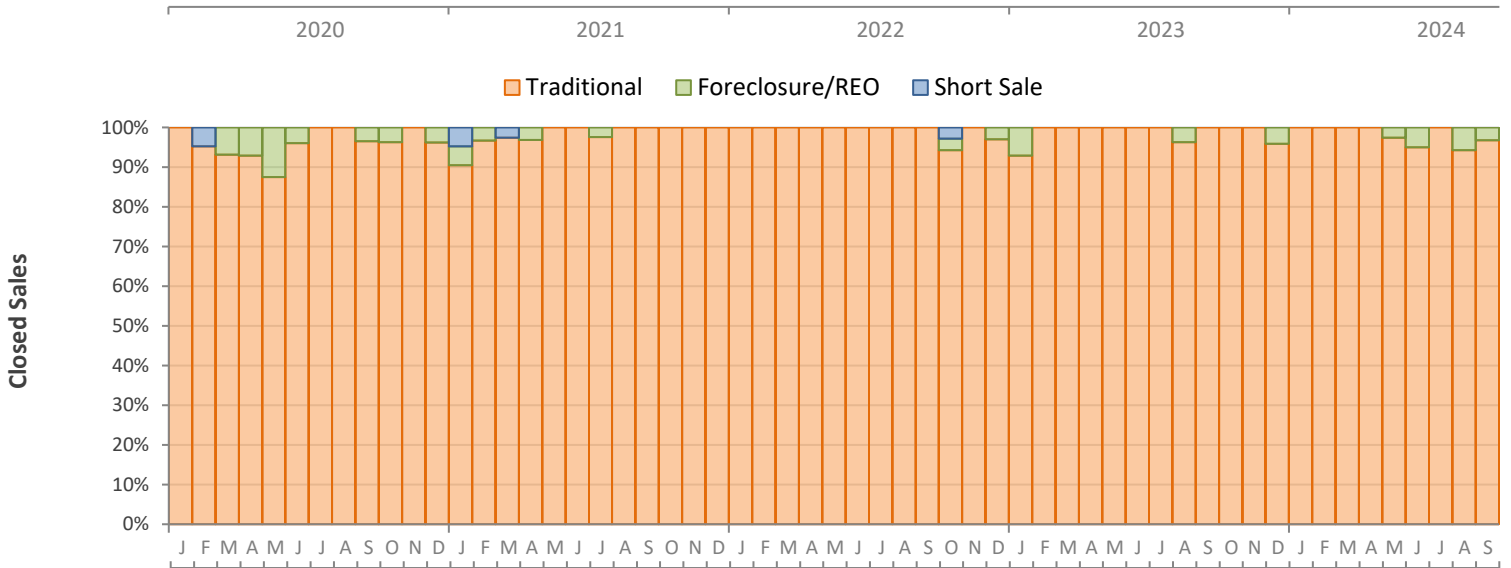
# Monthly Distressed Market - September 2024

## Single-Family Homes

### Okeechobee County



		September 2024	September 2023	Percent Change Year-over-Year
Traditional	Closed Sales	30	15	100.0%
	Median Sale Price	\$302,500	\$249,000	21.5%
Foreclosure/REO	Closed Sales	1	0	N/A
	Median Sale Price	\$261,497	(No Sales)	N/A
Short Sale	Closed Sales	0	0	N/A
	Median Sale Price	(No Sales)	(No Sales)	N/A



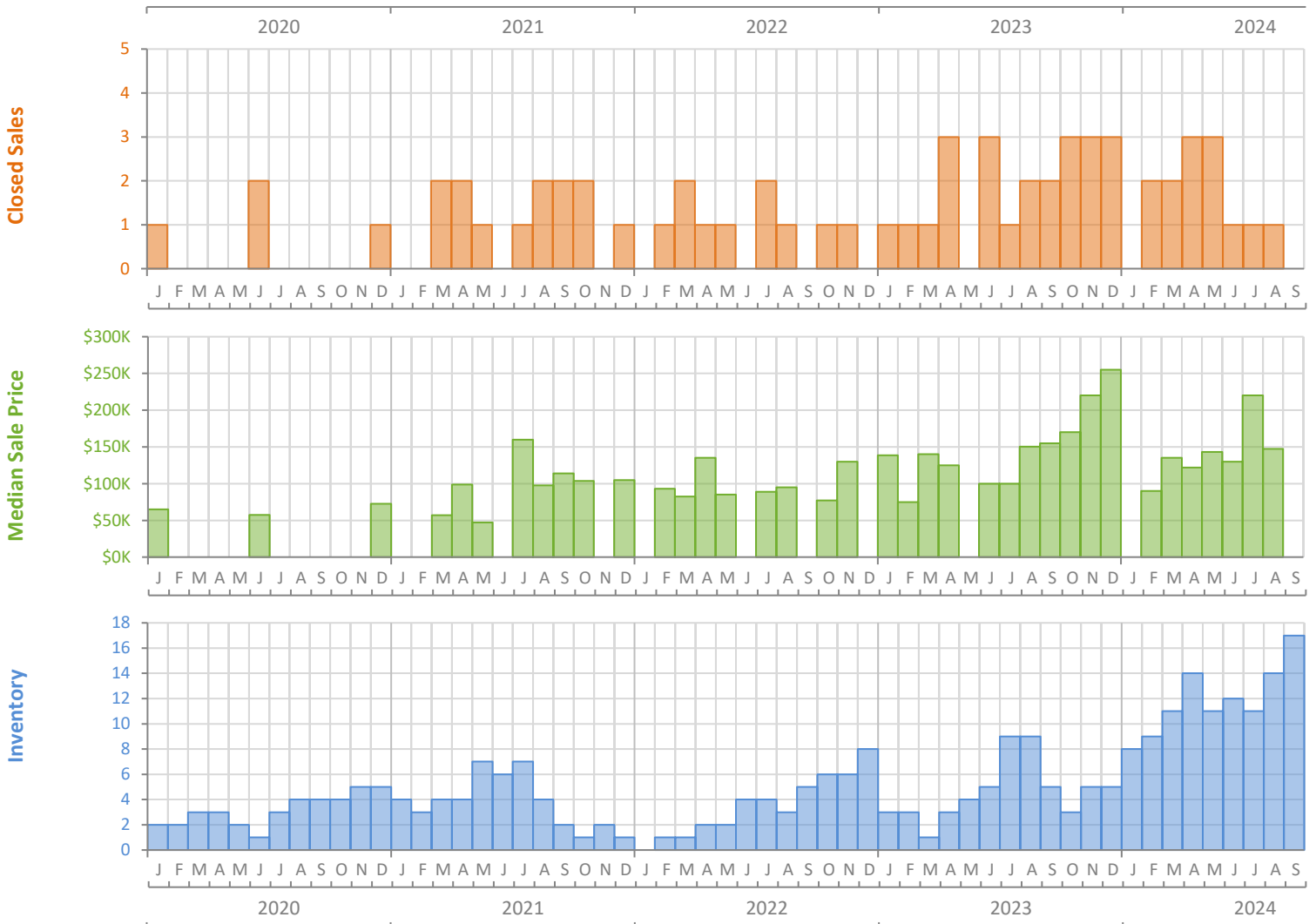
# Monthly Market Summary - September 2024

## Townhouses and Condos

### Okeechobee County



	September 2024	September 2023	Percent Change Year-over-Year
Closed Sales	0	2	-100.0%
Paid in Cash	0	2	-100.0%
Median Sale Price	(No Sales)	\$154,900	-100.0%
Average Sale Price	(No Sales)	\$154,900	-100.0%
Dollar Volume	\$0	\$309,800	-100.0%
Med. Pct. of Orig. List Price Received	(No Sales)	100.0%	-100.0%
Median Time to Contract	(No Sales)	27 Days	-100.0%
Median Time to Sale	(No Sales)	61 Days	-100.0%
New Pending Sales	1	4	-75.0%
New Listings	4	0	N/A
Pending Inventory	1	4	-75.0%
Inventory (Active Listings)	17	5	240.0%
Months Supply of Inventory	9.3	3.8	144.7%



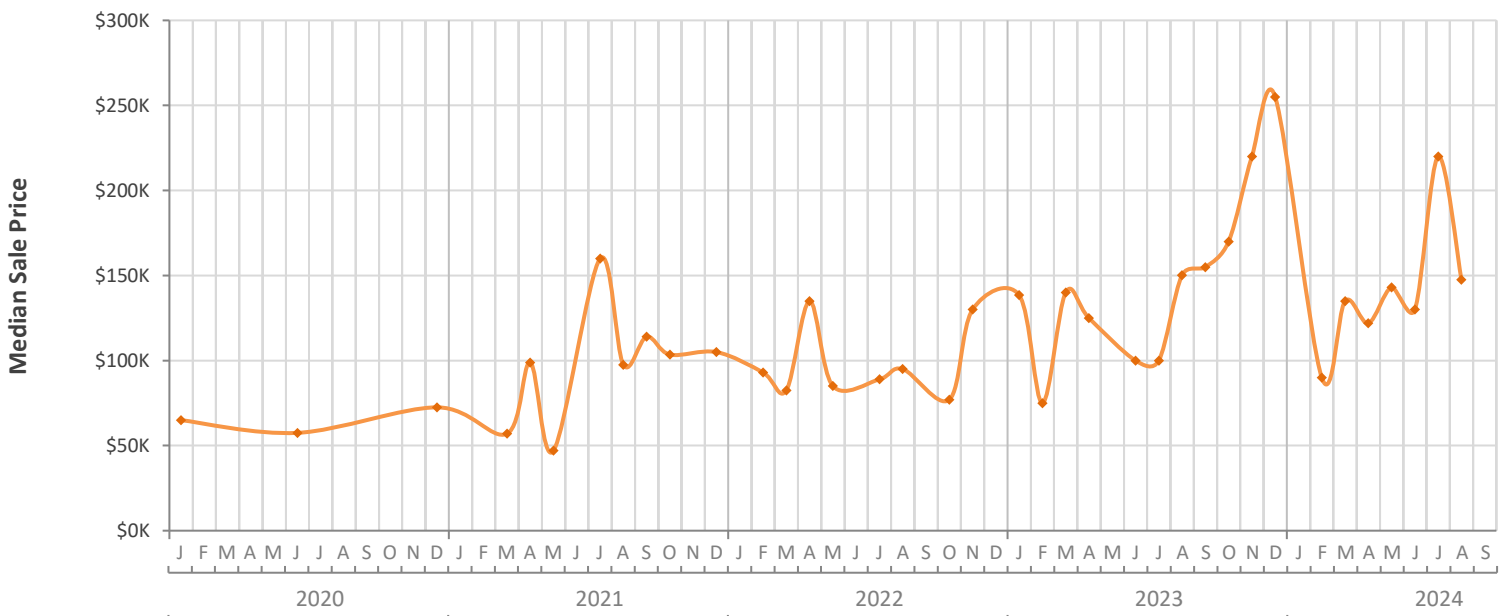
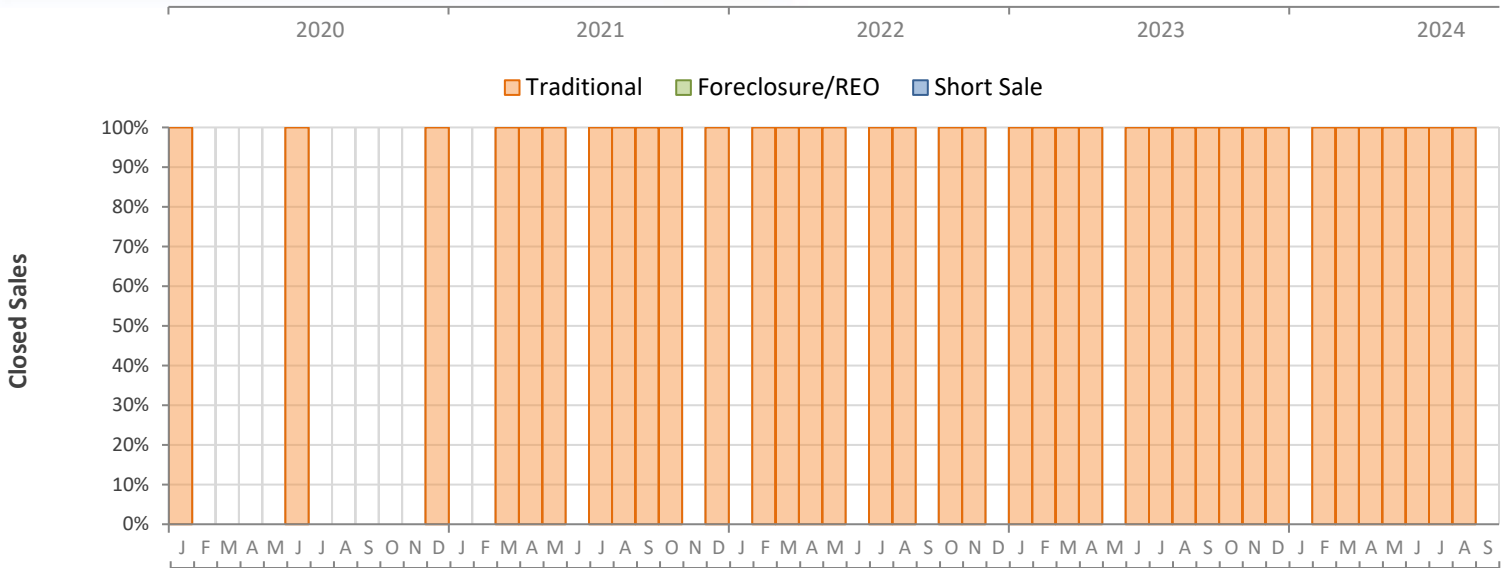
# Monthly Distressed Market - September 2024

## Townhouses and Condos

### Okeechobee County



		September 2024	September 2023	Percent Change Year-over-Year
Traditional	Closed Sales	0	2	-100.0%
	Median Sale Price	(No Sales)	\$154,900	N/A
Foreclosure/REO	Closed Sales	0	0	N/A
	Median Sale Price	(No Sales)	(No Sales)	N/A
Short Sale	Closed Sales	0	0	N/A
	Median Sale Price	(No Sales)	(No Sales)	N/A



Produced by Florida REALTORS® with data provided by Florida's multiple listing services. Statistics for each month compiled from MLS feeds on the 15th day of the following month. Data released on Wednesday, October 23, 2024. Next data release is Thursday, November 21, 2024.