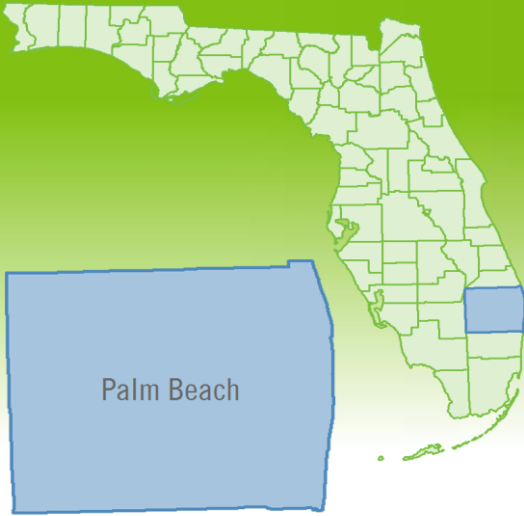


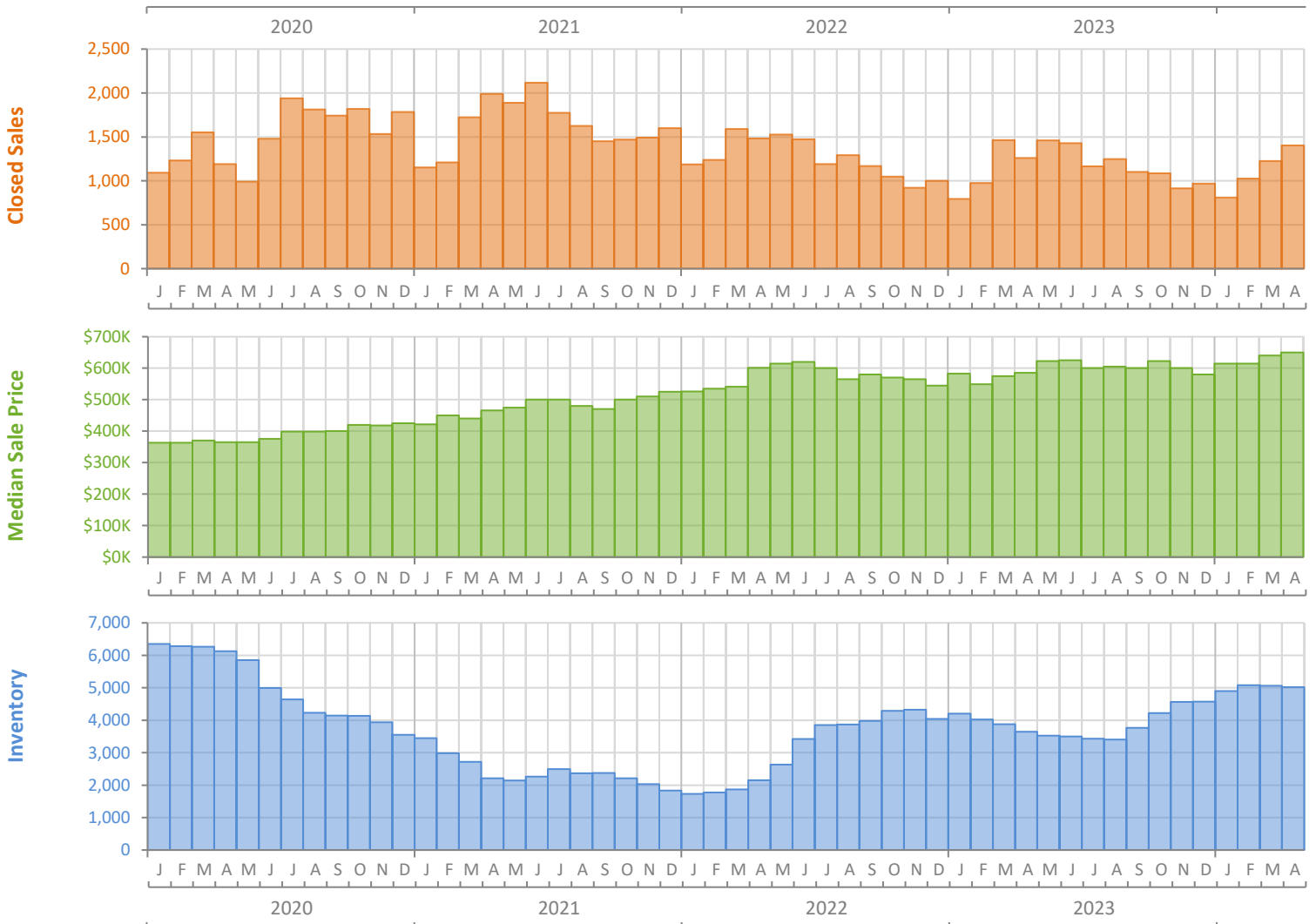
Monthly Market Summary - April 2024

Single-Family Homes

Palm Beach County



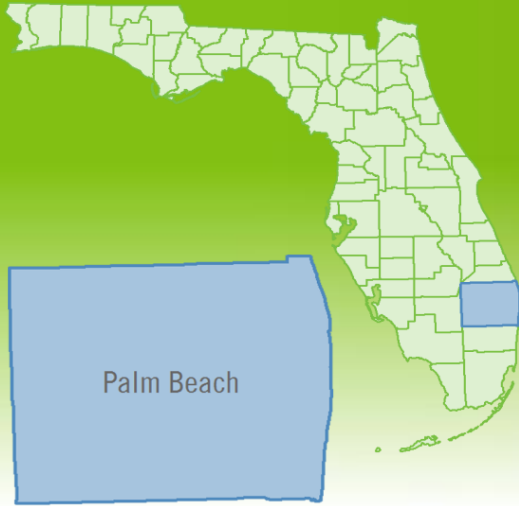
	April 2024	April 2023	Percent Change Year-over-Year
Closed Sales	1,402	1,262	11.1%
Paid in Cash	684	578	18.3%
Median Sale Price	\$650,000	\$585,000	11.1%
Average Sale Price	\$1,170,776	\$1,015,585	15.3%
Dollar Volume	\$1.6 Billion	\$1.3 Billion	28.1%
Med. Pct. of Orig. List Price Received	94.3%	94.6%	-0.3%
Median Time to Contract	37 Days	30 Days	23.3%
Median Time to Sale	80 Days	74 Days	8.1%
New Pending Sales	1,478	1,447	2.1%
New Listings	1,818	1,481	22.8%
Pending Inventory	2,202	2,311	-4.7%
Inventory (Active Listings)	5,017	3,642	37.8%
Months Supply of Inventory	4.4	3.1	41.9%



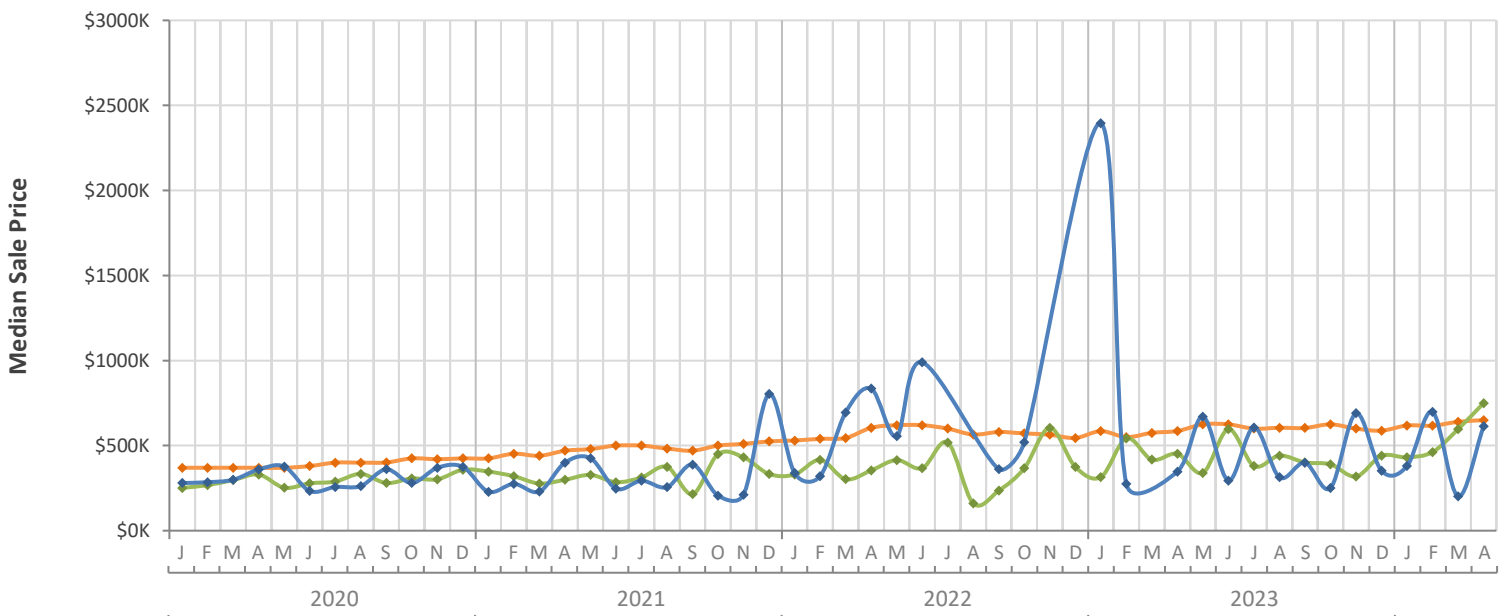
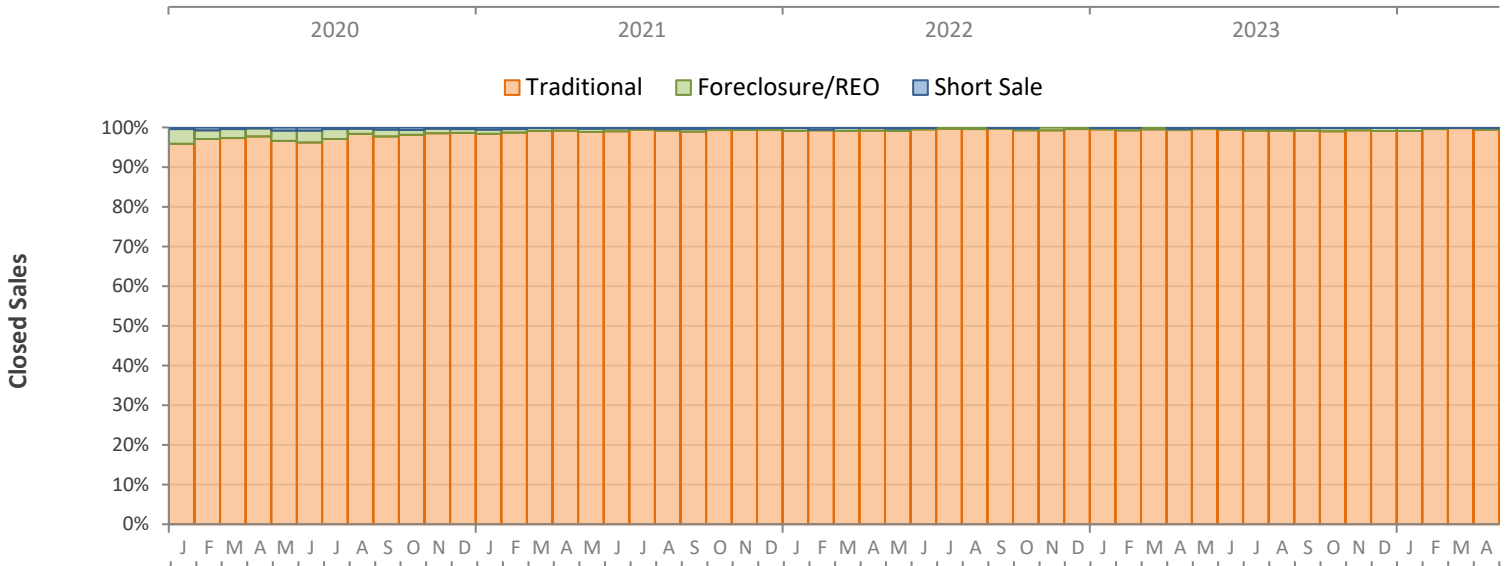
Monthly Distressed Market - April 2024

Single-Family Homes

Palm Beach County



		April 2024	April 2023	Percent Change Year-over-Year
Traditional	Closed Sales	1,394	1,254	11.2%
	Median Sale Price	\$650,000	\$586,000	10.9%
Foreclosure/REO	Closed Sales	6	4	50.0%
	Median Sale Price	\$749,951	\$451,500	66.1%
Short Sale	Closed Sales	2	4	-50.0%
	Median Sale Price	\$613,000	\$347,500	76.4%



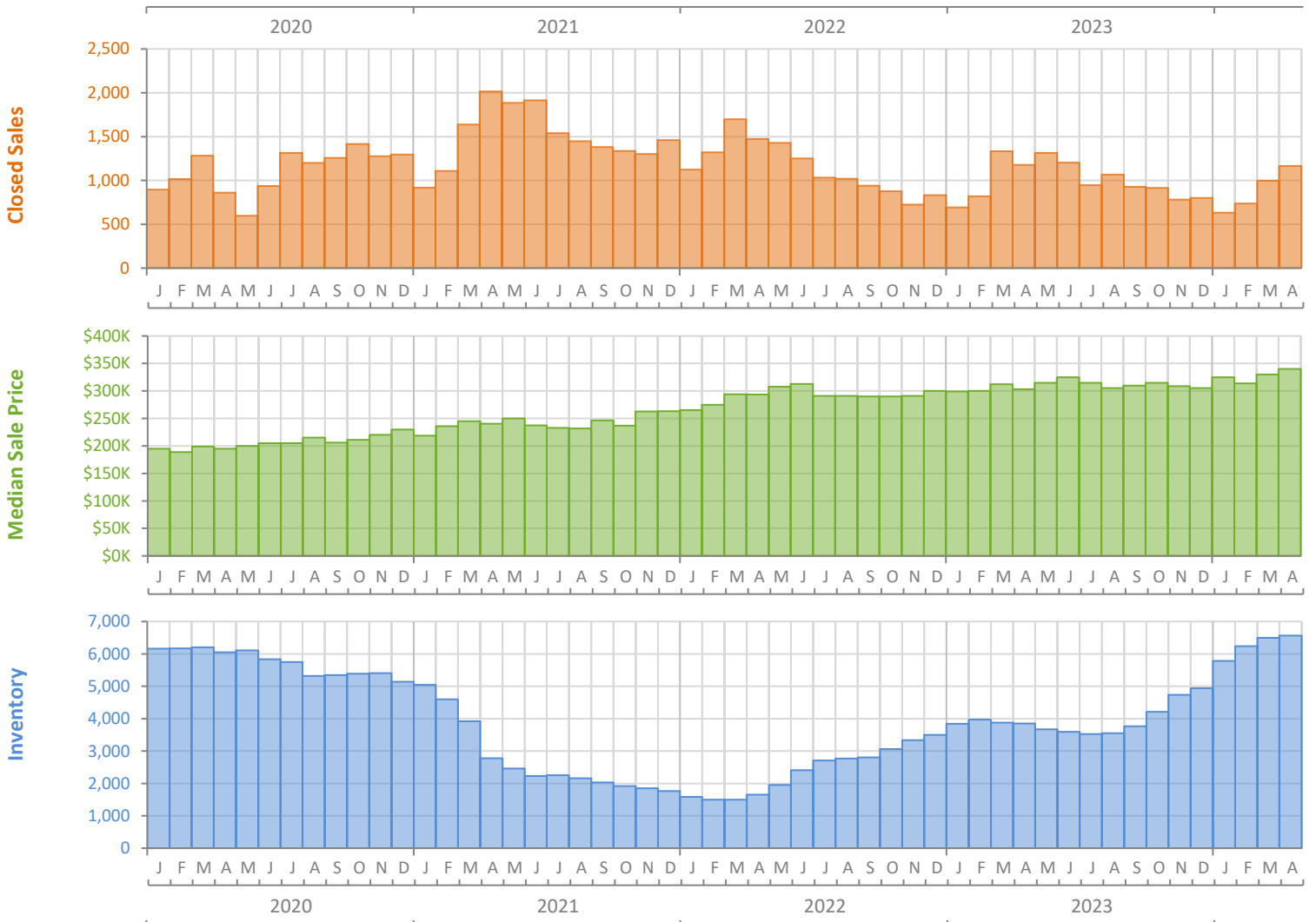
Monthly Market Summary - April 2024

Townhouses and Condos

Palm Beach County



	April 2024	April 2023	Percent Change Year-over-Year
Closed Sales	1,166	1,179	-1.1%
Paid in Cash	763	736	3.7%
Median Sale Price	\$340,000	\$303,000	12.2%
Average Sale Price	\$597,275	\$546,717	9.2%
Dollar Volume	\$696.4 Million	\$644.6 Million	8.0%
Med. Pct. of Orig. List Price Received	92.7%	94.5%	-1.9%
Median Time to Contract	42 Days	30 Days	40.0%
Median Time to Sale	84 Days	73 Days	15.1%
New Pending Sales	1,153	1,228	-6.1%
New Listings	1,782	1,446	23.2%
Pending Inventory	1,715	2,065	-16.9%
Inventory (Active Listings)	6,565	3,855	70.3%
Months Supply of Inventory	6.9	3.8	81.6%



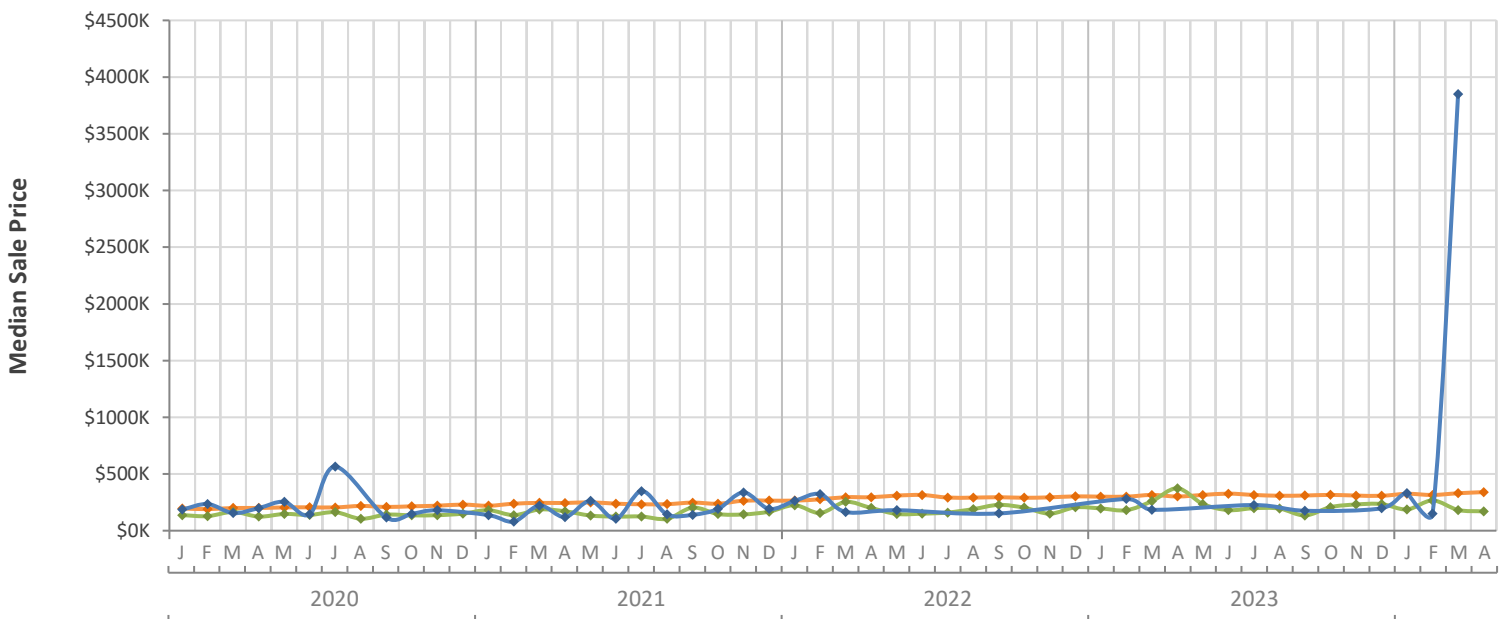
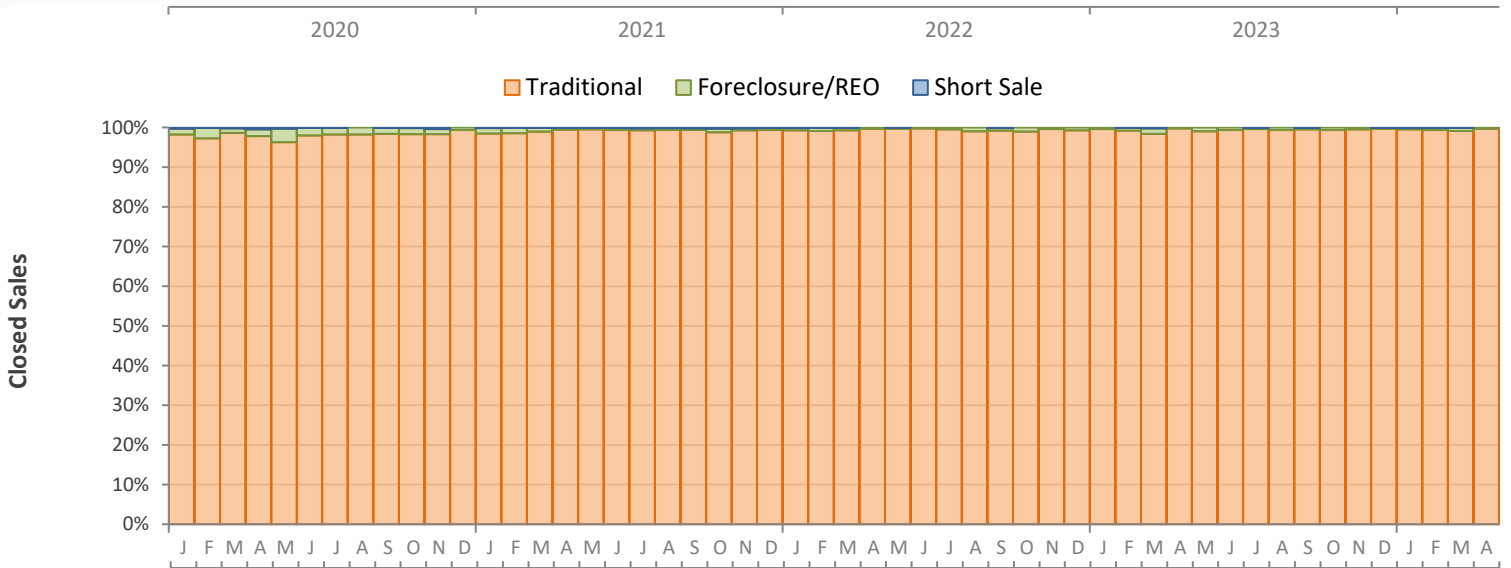
Monthly Distressed Market - April 2024

Townhouses and Condos

Palm Beach County



		April 2024	April 2023	Percent Change Year-over-Year
Traditional	Closed Sales	1,162	1,176	-1.2%
	Median Sale Price	\$340,000	\$301,500	12.8%
Foreclosure/REO	Closed Sales	4	3	33.3%
	Median Sale Price	\$170,200	\$373,800	-54.5%
Short Sale	Closed Sales	0	0	N/A
	Median Sale Price	(No Sales)	(No Sales)	N/A



Produced by Florida REALTORS® with data provided by Florida's multiple listing services. Statistics for each month compiled from MLS feeds on the 15th day of the following month. Data released on Wednesday, May 22, 2024. Next data release is Friday, June 21, 2024.