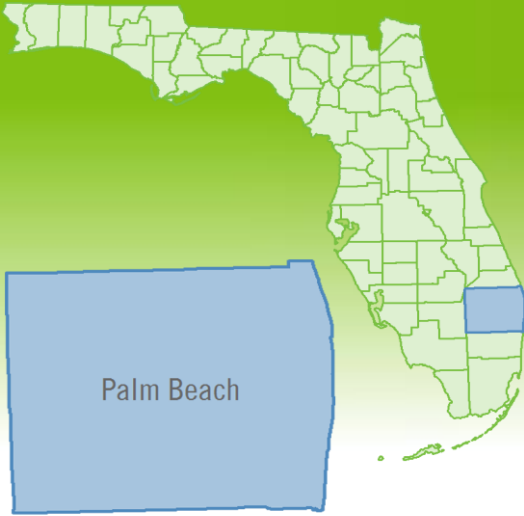


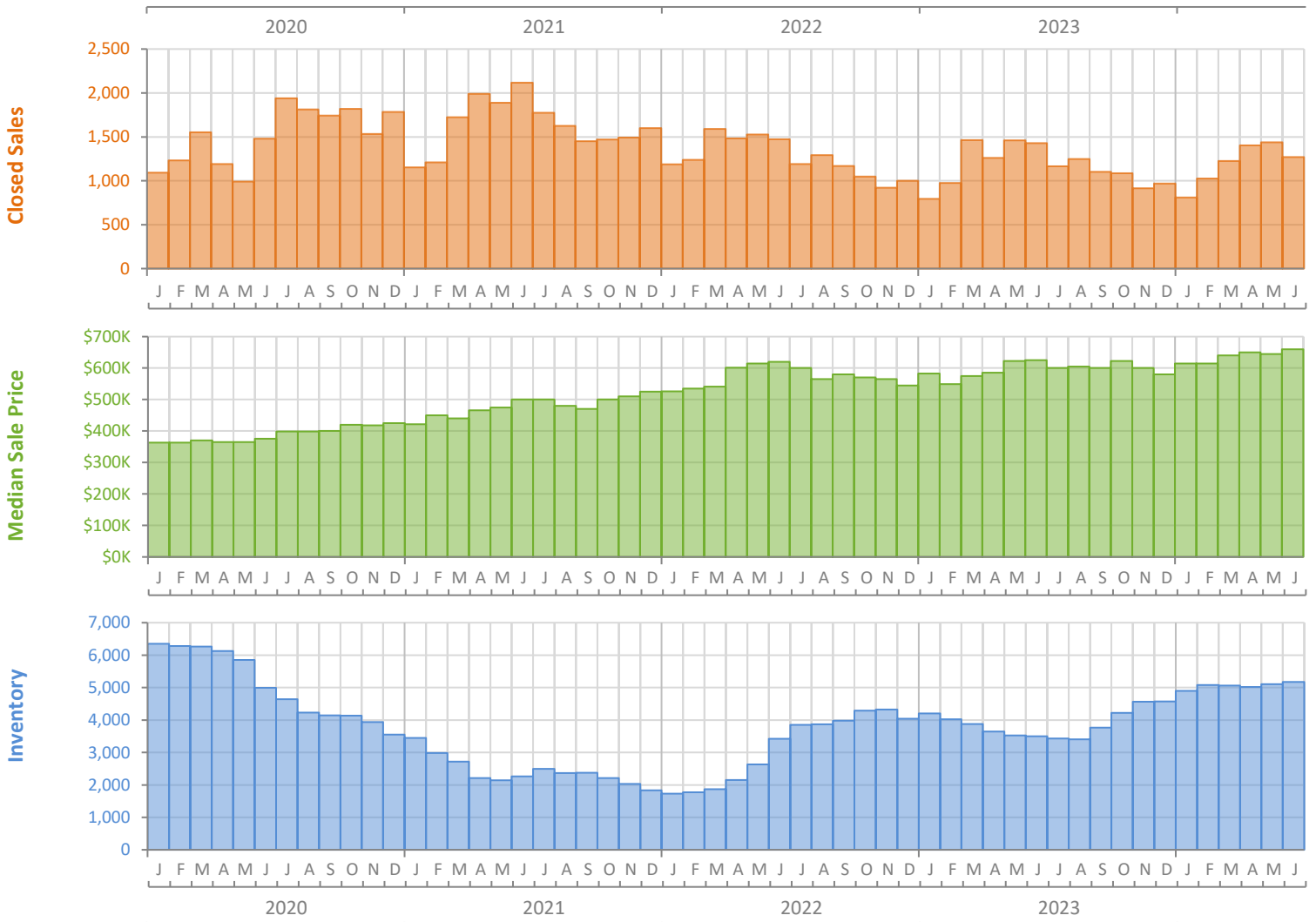
# Monthly Market Summary - June 2024

## Single-Family Homes

### Palm Beach County



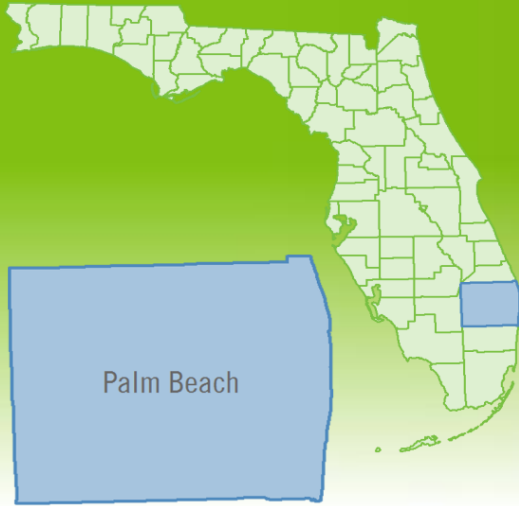
	June 2024	June 2023	Percent Change Year-over-Year
Closed Sales	1,269	1,428	-11.1%
Paid in Cash	547	613	-10.8%
Median Sale Price	\$659,999	\$625,000	5.6%
Average Sale Price	\$1,138,918	\$1,066,235	6.8%
Dollar Volume	\$1.4 Billion	\$1.5 Billion	-5.1%
Med. Pct. of Orig. List Price Received	94.6%	95.5%	-0.9%
Median Time to Contract	35 Days	26 Days	34.6%
Median Time to Sale	80 Days	73 Days	9.6%
New Pending Sales	1,149	1,277	-10.0%
New Listings	1,640	1,555	5.5%
Pending Inventory	1,765	1,925	-8.3%
Inventory (Active Listings)	5,170	3,497	47.8%
Months Supply of Inventory	4.5	3.0	50.0%



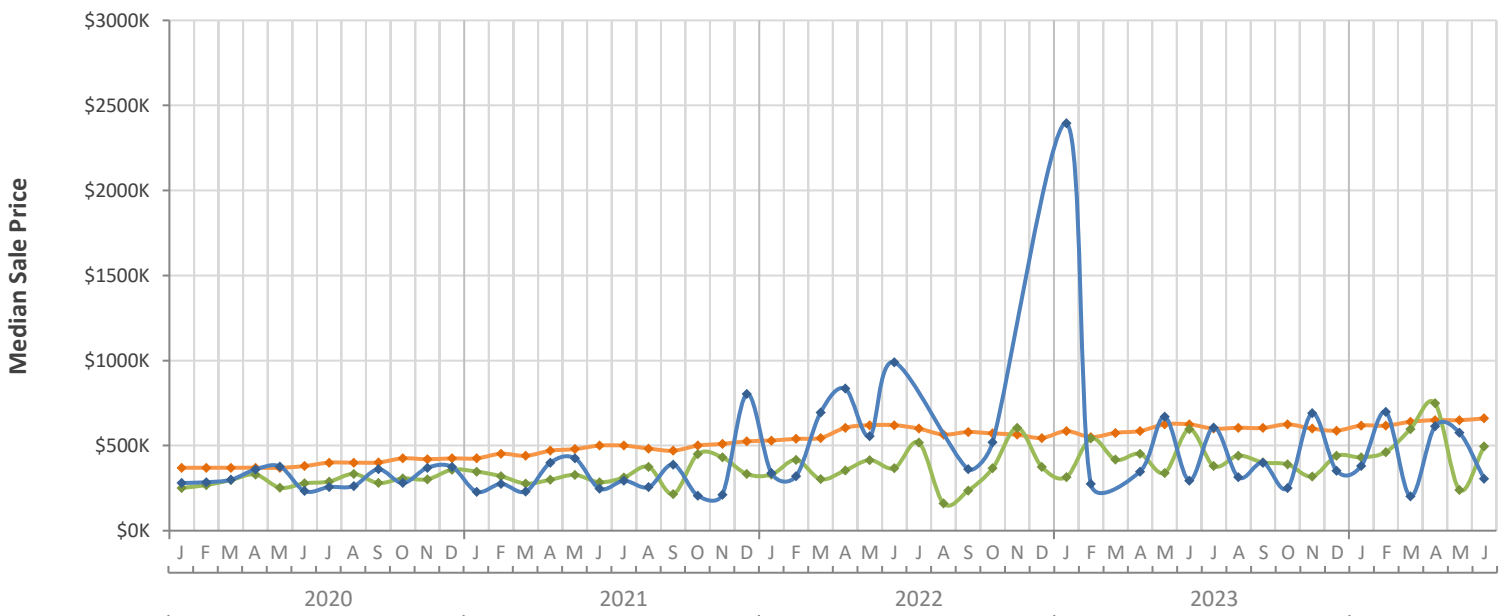
# Monthly Distressed Market - June 2024

## Single-Family Homes

### Palm Beach County



		June 2024	June 2023	Percent Change Year-over-Year
Traditional	Closed Sales	1,261	1,420	-11.2%
	Median Sale Price	\$660,000	\$625,000	5.6%
Foreclosure/REO	Closed Sales	7	4	75.0%
	Median Sale Price	\$495,000	\$596,250	-17.0%
Short Sale	Closed Sales	1	4	-75.0%
	Median Sale Price	\$305,777	\$294,500	3.8%



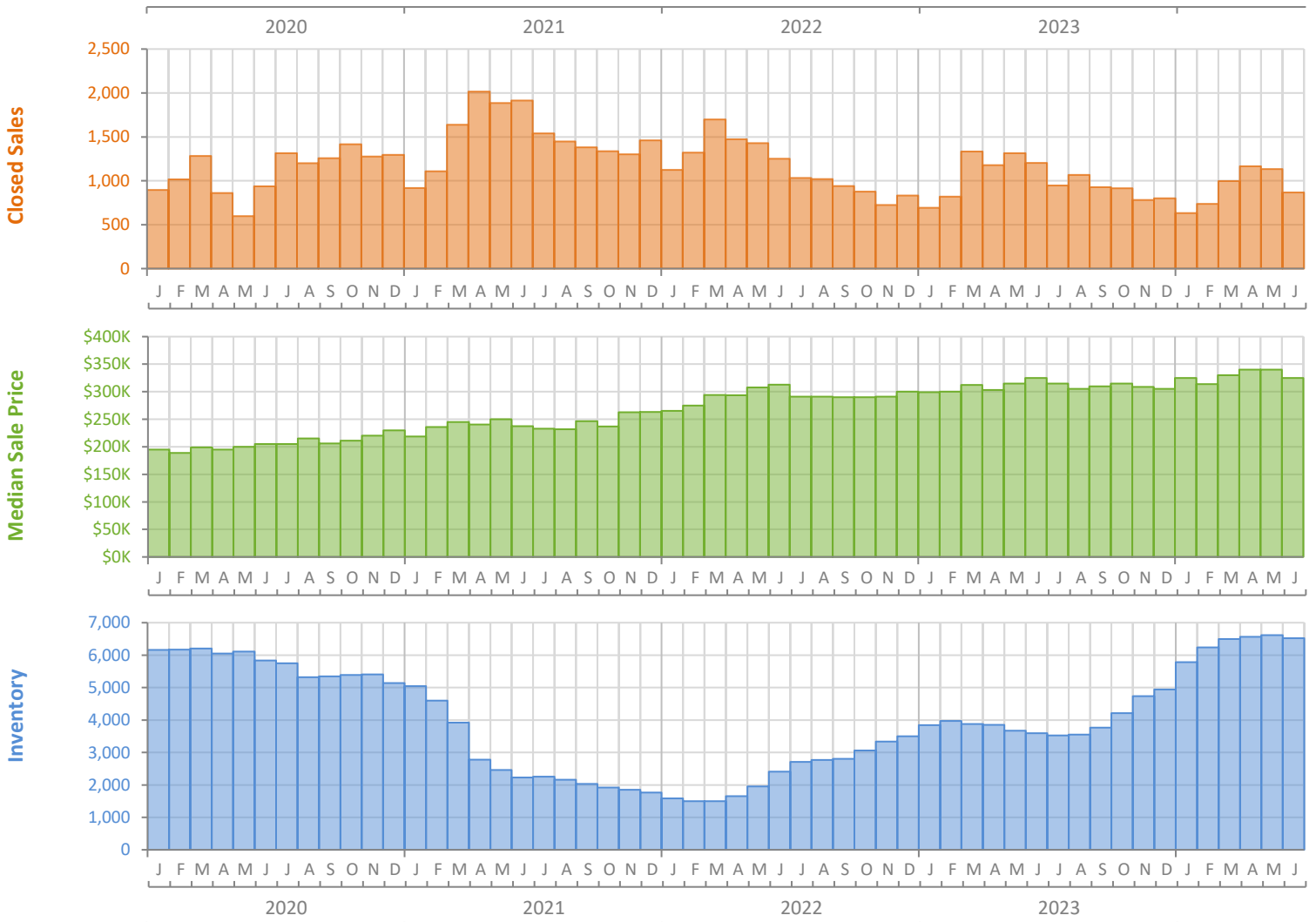
# Monthly Market Summary - June 2024

## Townhouses and Condos

### Palm Beach County



	June 2024	June 2023	Percent Change Year-over-Year
Closed Sales	868	1,204	-27.9%
Paid in Cash	521	739	-29.5%
Median Sale Price	\$325,000	\$325,000	0.0%
Average Sale Price	\$532,702	\$550,437	-3.2%
Dollar Volume	\$462.4 Million	\$662.7 Million	-30.2%
Med. Pct. of Orig. List Price Received	92.4%	95.5%	-3.2%
Median Time to Contract	46 Days	26 Days	76.9%
Median Time to Sale	89 Days	71 Days	25.4%
New Pending Sales	833	1,083	-23.1%
New Listings	1,375	1,331	3.3%
Pending Inventory	1,363	1,698	-19.7%
Inventory (Active Listings)	6,522	3,592	81.6%
Months Supply of Inventory	7.1	3.6	97.2%



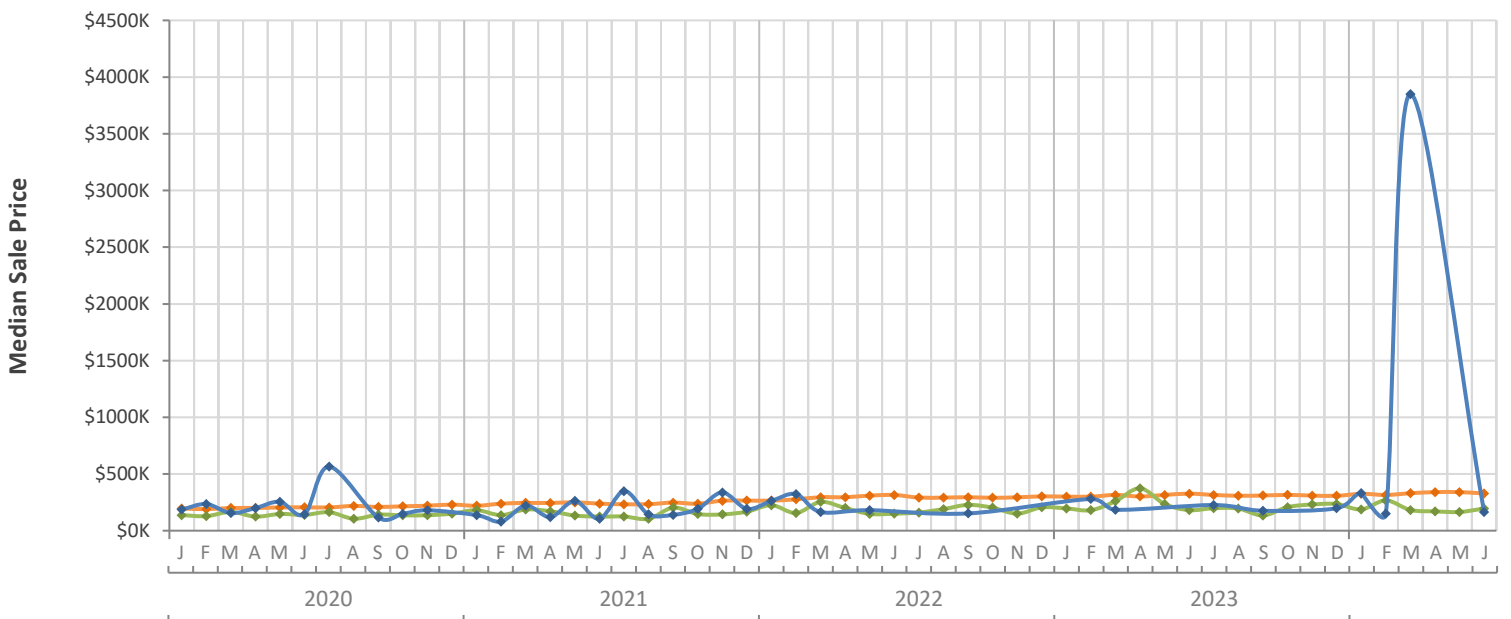
# Monthly Distressed Market - June 2024

## Townhouses and Condos

### Palm Beach County



		June 2024	June 2023	Percent Change Year-over-Year
Traditional	Closed Sales	862	1,196	-27.9%
	Median Sale Price	\$328,000	\$326,625	0.4%
Foreclosure/REO	Closed Sales	5	8	-37.5%
	Median Sale Price	\$195,000	\$181,250	7.6%
Short Sale	Closed Sales	1	0	N/A
	Median Sale Price	\$165,000	(No Sales)	N/A



Produced by Florida REALTORS® with data provided by Florida's multiple listing services. Statistics for each month compiled from MLS feeds on the 15th day of the following month. Data released on Tuesday, July 23, 2024. Next data release is Thursday, August 22, 2024.