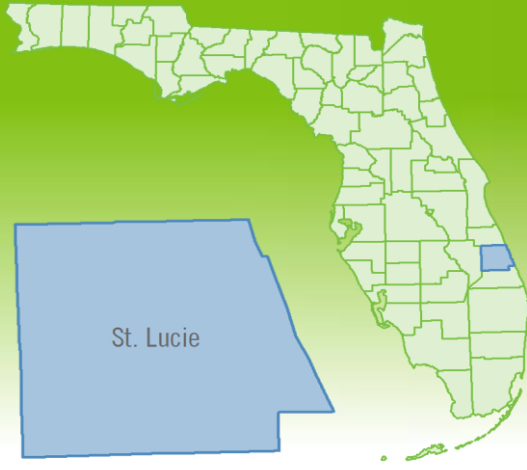


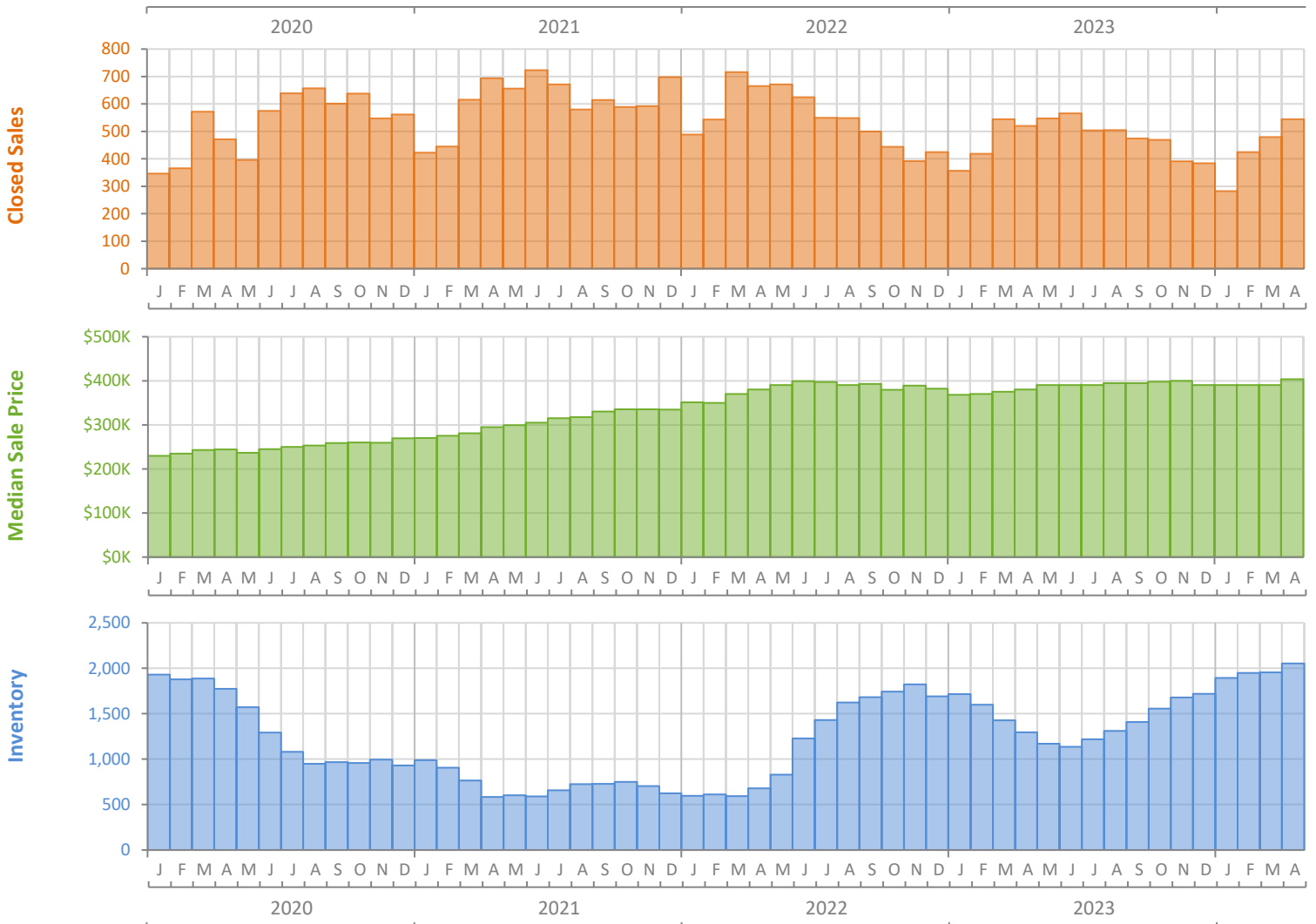
# Monthly Market Summary - April 2024

## Single-Family Homes

### St. Lucie County



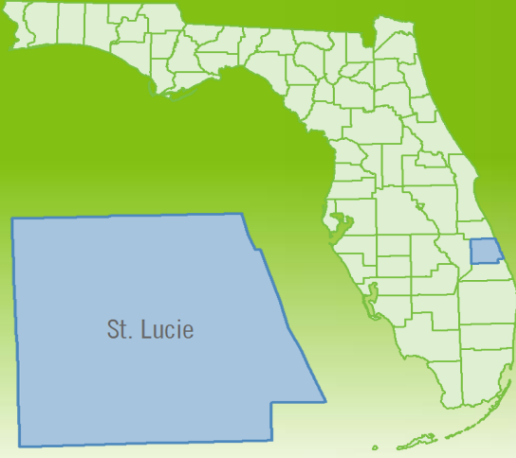
	April 2024	April 2023	Percent Change Year-over-Year
Closed Sales	544	520	4.6%
Paid in Cash	160	132	21.2%
Median Sale Price	\$403,500	\$380,000	6.2%
Average Sale Price	\$451,335	\$409,220	10.3%
Dollar Volume	\$245.5 Million	\$212.8 Million	15.4%
Med. Pct. of Orig. List Price Received	96.3%	95.6%	0.7%
Median Time to Contract	37 Days	36 Days	2.8%
Median Time to Sale	81 Days	75 Days	8.0%
New Pending Sales	566	579	-2.2%
New Listings	767	543	41.3%
Pending Inventory	872	910	-4.2%
Inventory (Active Listings)	2,053	1,295	58.5%
Months Supply of Inventory	4.4	2.6	69.2%



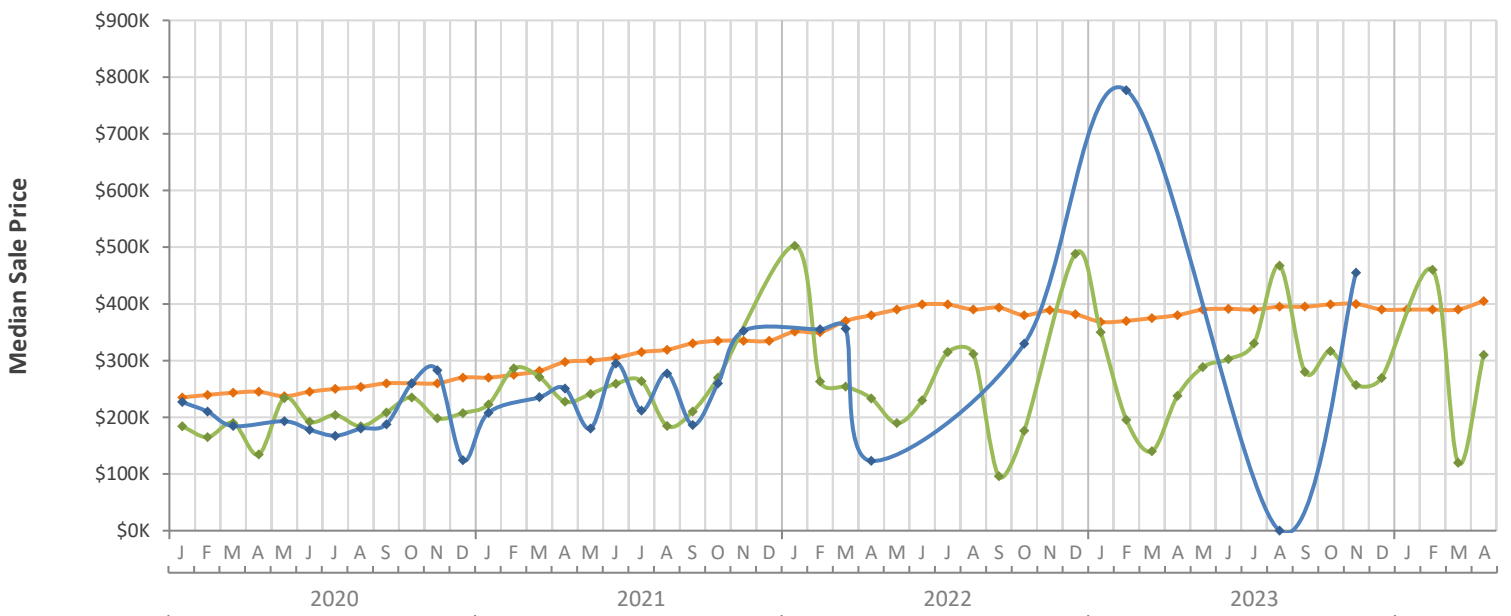
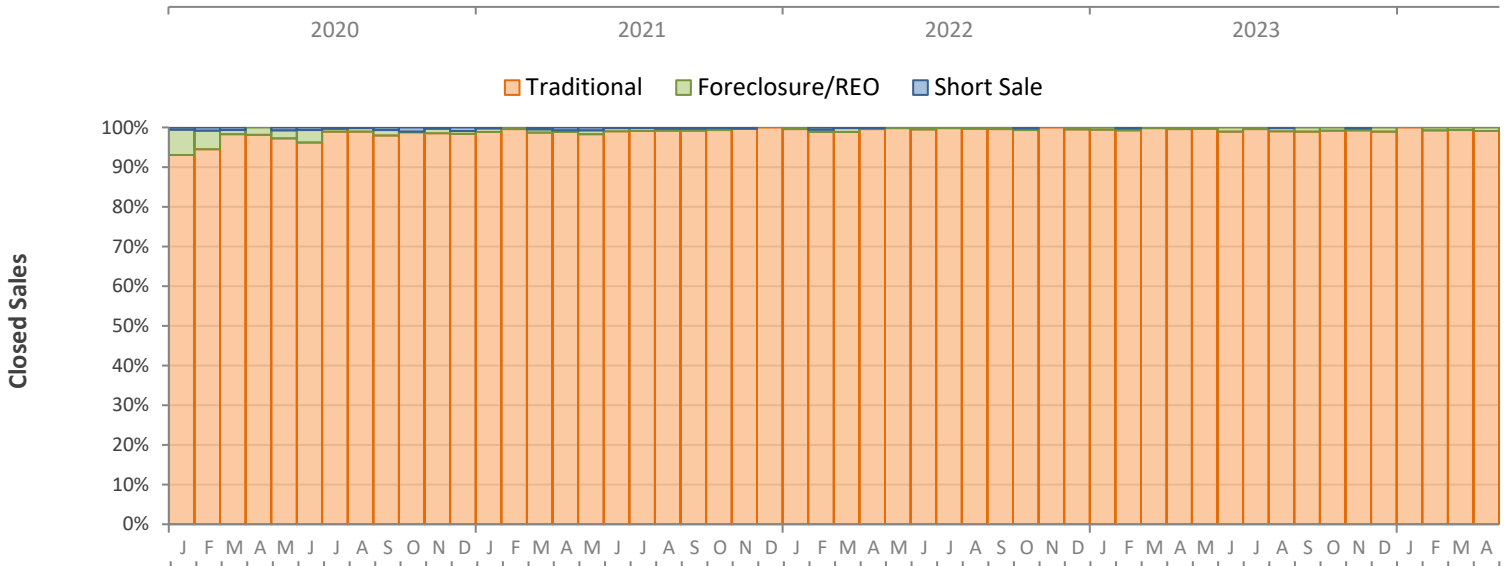
# Monthly Distressed Market - April 2024

## Single-Family Homes

### St. Lucie County



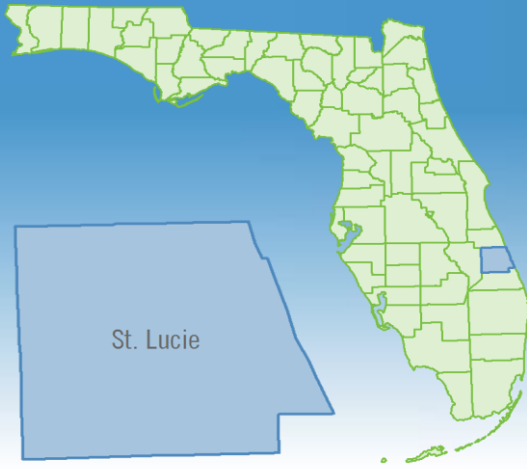
		April 2024	April 2023	Percent Change Year-over-Year
Traditional	Closed Sales	539	518	4.1%
	Median Sale Price	\$405,000	\$380,000	6.6%
Foreclosure/REO	Closed Sales	5	2	150.0%
	Median Sale Price	\$309,900	\$237,500	30.5%
Short Sale	Closed Sales	0	0	N/A
	Median Sale Price	(No Sales)	(No Sales)	N/A



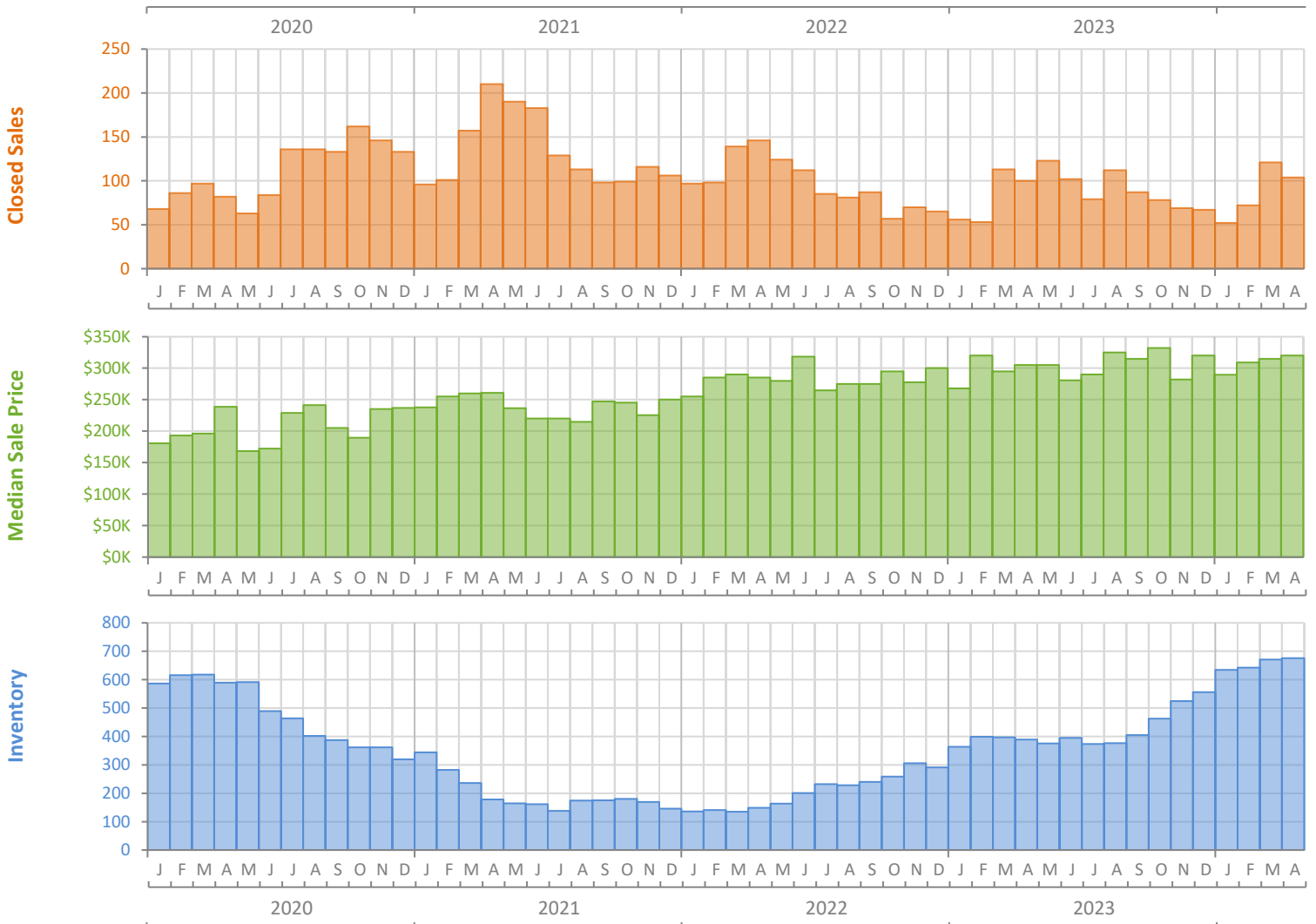
# Monthly Market Summary - April 2024

## Townhouses and Condos

### St. Lucie County



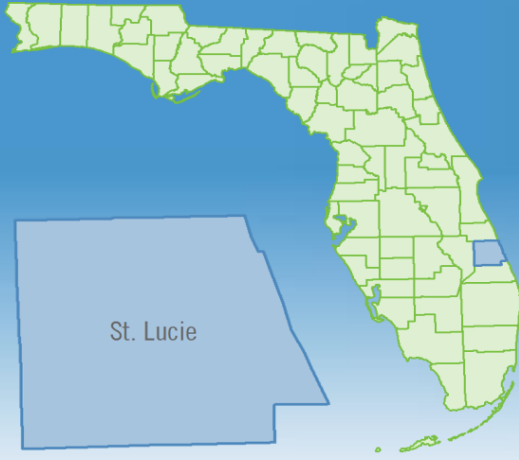
	April 2024	April 2023	Percent Change Year-over-Year
Closed Sales	104	100	4.0%
Paid in Cash	60	56	7.1%
Median Sale Price	\$320,000	\$305,000	4.9%
Average Sale Price	\$386,070	\$355,107	8.7%
Dollar Volume	\$40.2 Million	\$35.5 Million	13.1%
Med. Pct. of Orig. List Price Received	93.8%	93.3%	0.5%
Median Time to Contract	48 Days	38 Days	26.3%
Median Time to Sale	84 Days	75 Days	12.0%
New Pending Sales	133	113	17.7%
New Listings	167	125	33.6%
Pending Inventory	160	174	-8.0%
Inventory (Active Listings)	676	389	73.8%
Months Supply of Inventory	7.6	4.7	61.7%



# Monthly Distressed Market - April 2024

## Townhouses and Condos

### St. Lucie County



		April 2024	April 2023	Percent Change Year-over-Year
Traditional	Closed Sales	103	100	3.0%
	Median Sale Price	\$322,500	\$305,000	5.7%
Foreclosure/REO	Closed Sales	1	0	N/A
	Median Sale Price	\$175,000	(No Sales)	N/A
Short Sale	Closed Sales	0	0	N/A
	Median Sale Price	(No Sales)	(No Sales)	N/A

