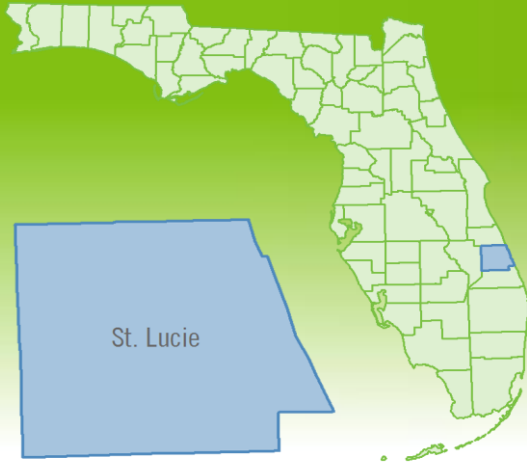


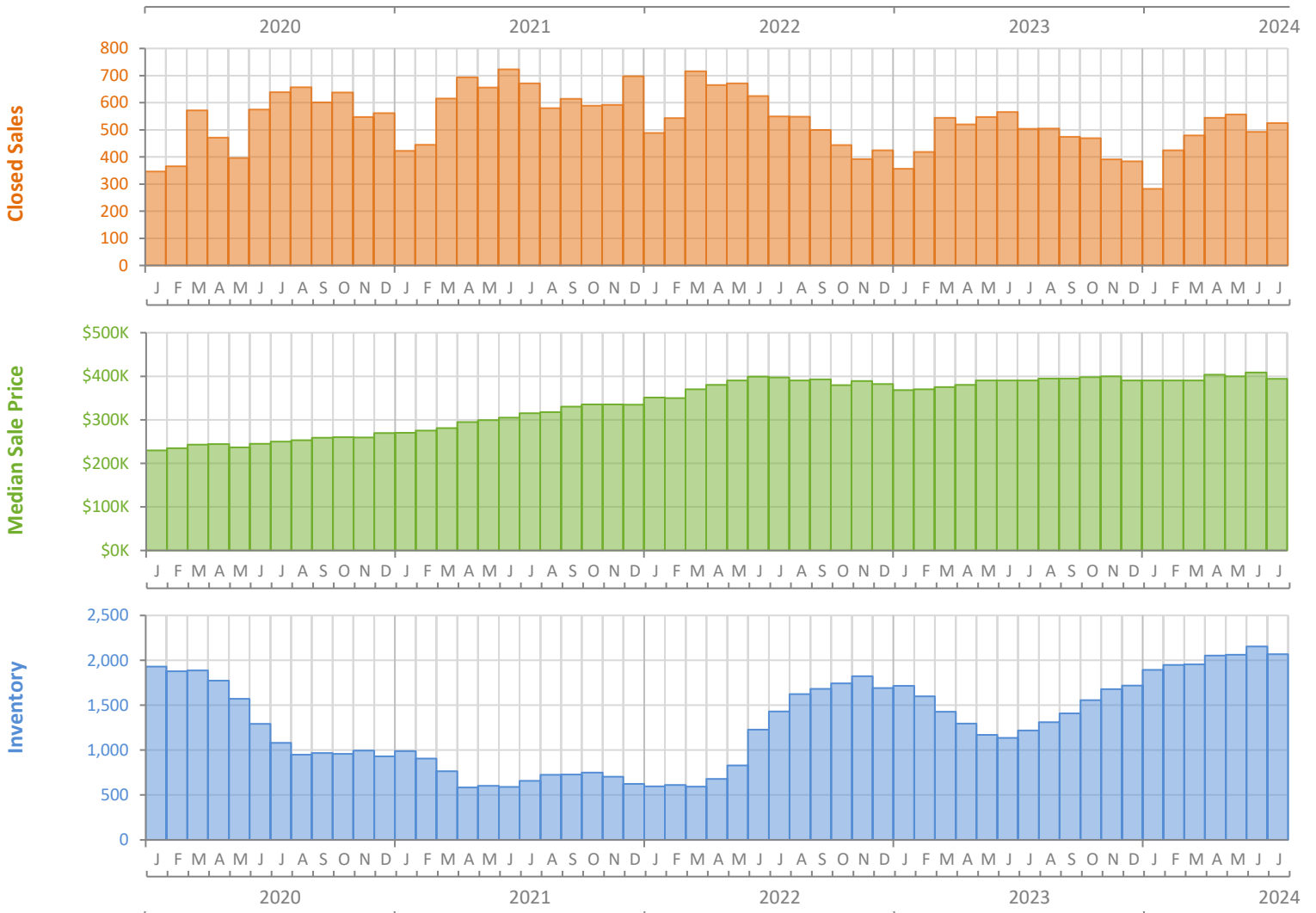
Monthly Market Summary - July 2024

Single-Family Homes

St. Lucie County



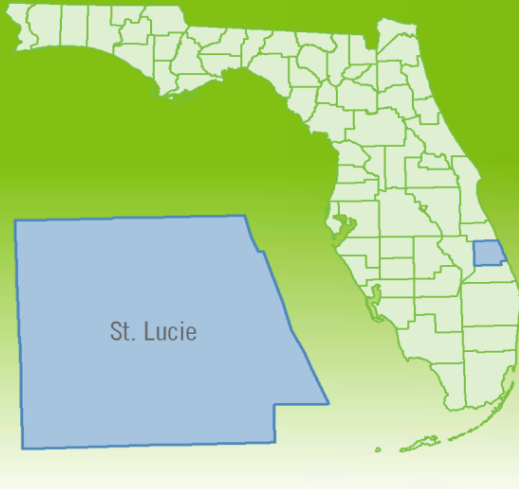
	July 2024	July 2023	Percent Change Year-over-Year
Closed Sales	525	504	4.2%
Paid in Cash	126	104	21.2%
Median Sale Price	\$393,900	\$390,000	1.0%
Average Sale Price	\$418,183	\$417,206	0.2%
Dollar Volume	\$219.5 Million	\$210.3 Million	4.4%
Med. Pct. of Orig. List Price Received	95.5%	97.5%	-2.1%
Median Time to Contract	43 Days	25 Days	72.0%
Median Time to Sale	83 Days	76 Days	9.2%
New Pending Sales	559	547	2.2%
New Listings	613	602	1.8%
Pending Inventory	769	878	-12.4%
Inventory (Active Listings)	2,067	1,219	69.6%
Months Supply of Inventory	4.5	2.5	80.0%



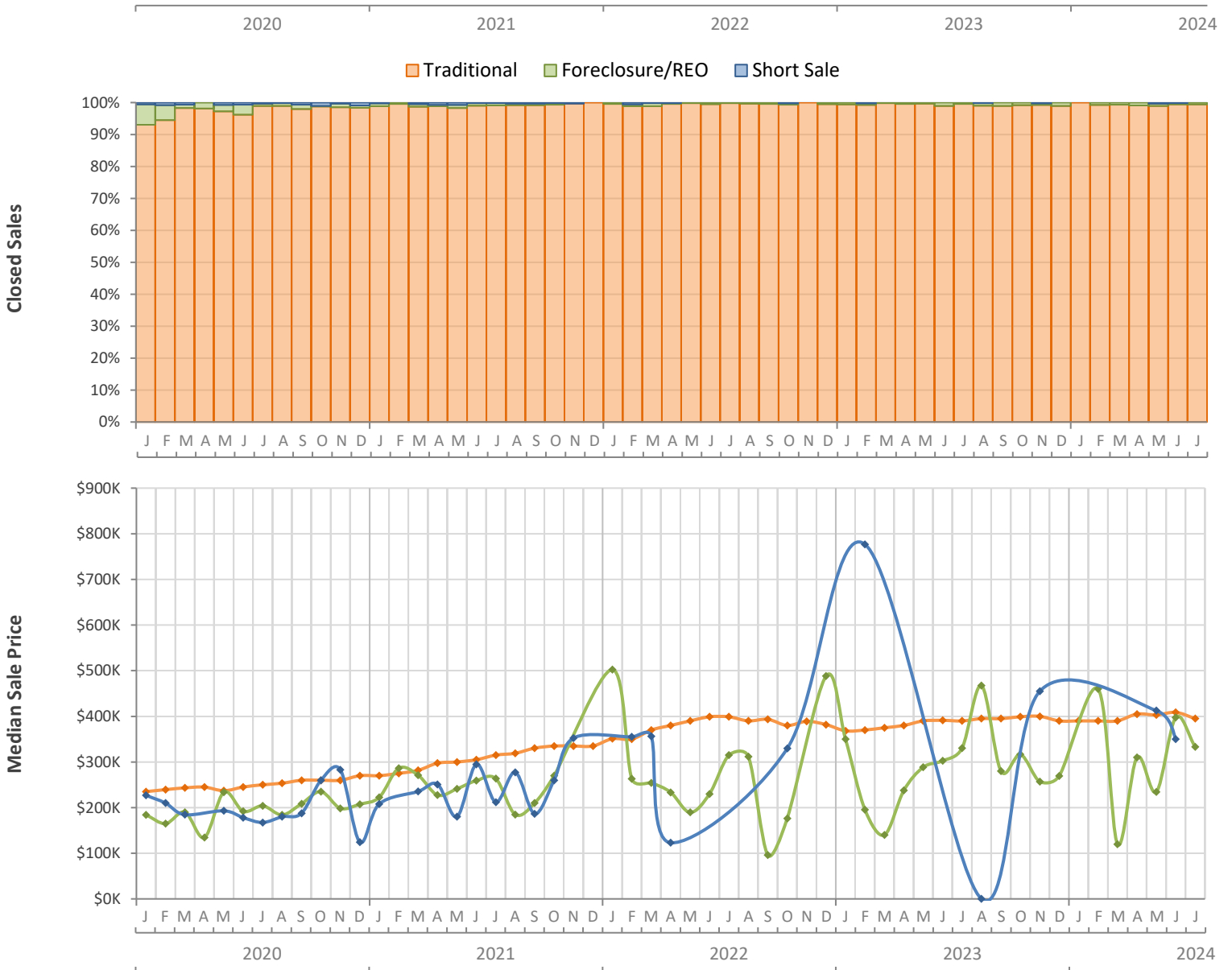
Monthly Distressed Market - July 2024

Single-Family Homes

St. Lucie County



		July 2024	July 2023	Percent Change Year-over-Year
Traditional	Closed Sales	522	502	4.0%
	Median Sale Price	\$395,000	\$390,000	1.3%
Foreclosure/REO	Closed Sales	3	2	50.0%
	Median Sale Price	\$333,000	\$330,250	0.8%
Short Sale	Closed Sales	0	0	N/A
	Median Sale Price	(No Sales)	(No Sales)	N/A

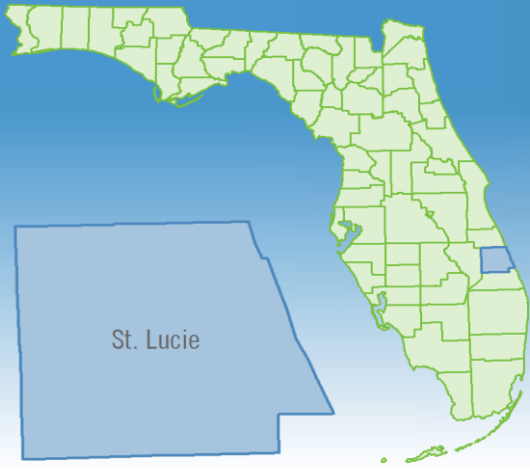


Produced by Florida REALTORS® with data provided by Florida's multiple listing services. Statistics for each month compiled from MLS feeds on the 15th day of the following month. Data released on Thursday, August 22, 2024. Next data release is Thursday, September 19, 2024.

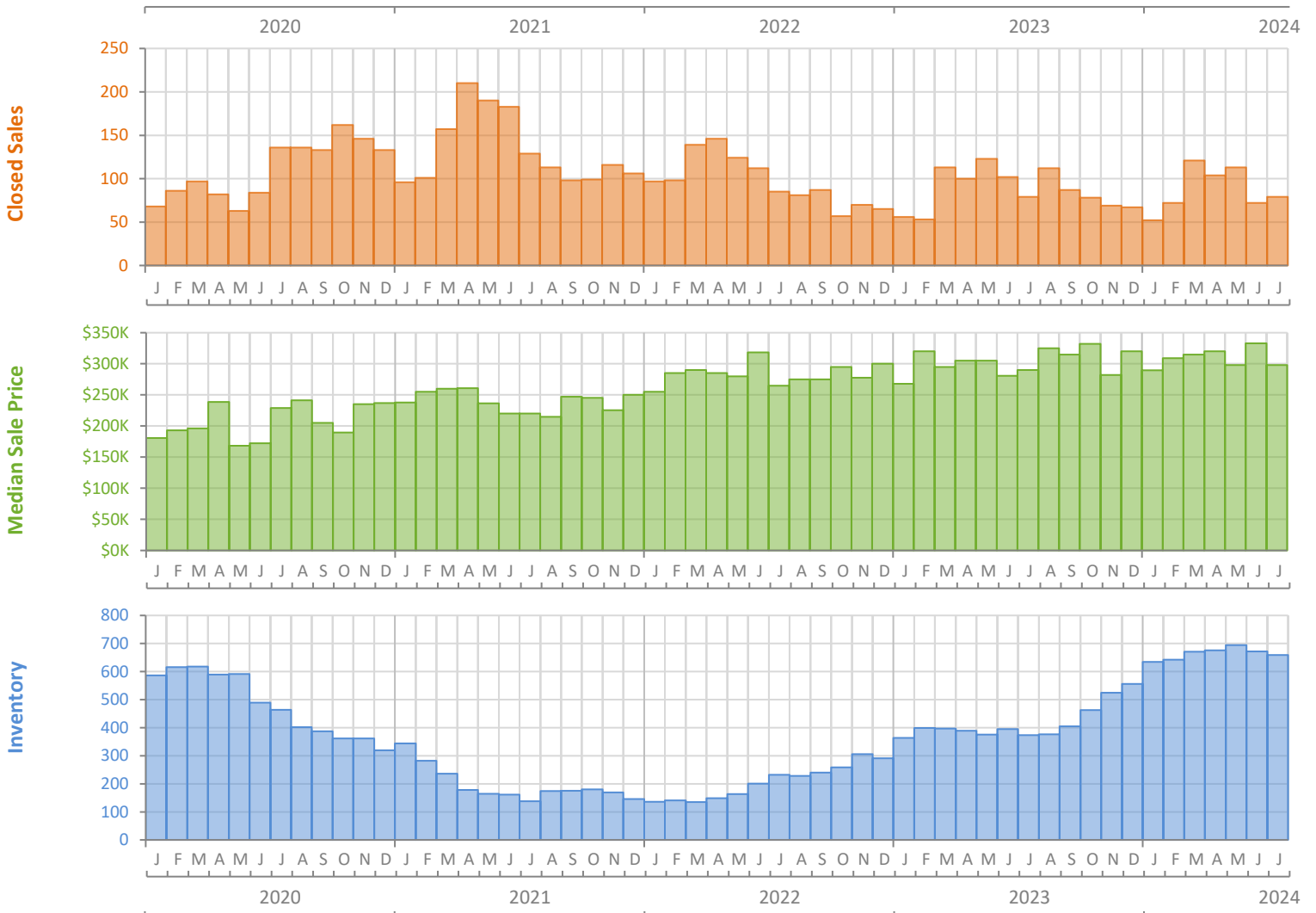
Monthly Market Summary - July 2024

Townhouses and Condos

St. Lucie County



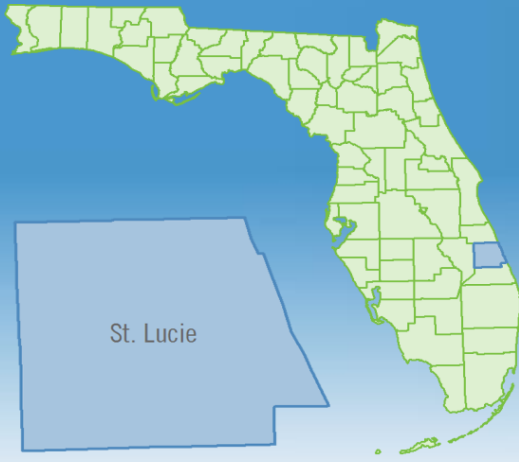
	July 2024	July 2023	Percent Change Year-over-Year
Closed Sales	79	79	0.0%
Paid in Cash	39	47	-17.0%
Median Sale Price	\$297,908	\$290,000	2.7%
Average Sale Price	\$346,164	\$349,964	-1.1%
Dollar Volume	\$27.3 Million	\$27.6 Million	-1.1%
Med. Pct. of Orig. List Price Received	93.7%	95.7%	-2.1%
Median Time to Contract	62 Days	32 Days	93.8%
Median Time to Sale	116 Days	64 Days	81.3%
New Pending Sales	85	124	-31.5%
New Listings	111	121	-8.3%
Pending Inventory	111	173	-35.8%
Inventory (Active Listings)	659	373	76.7%
Months Supply of Inventory	7.7	4.5	71.1%



Monthly Distressed Market - July 2024

Townhouses and Condos

St. Lucie County



		July 2024	July 2023	Percent Change Year-over-Year
Traditional	Closed Sales	79	79	0.0%
	Median Sale Price	\$297,908	\$290,000	2.7%
Foreclosure/REO	Closed Sales	0	0	N/A
	Median Sale Price	(No Sales)	(No Sales)	N/A
Short Sale	Closed Sales	0	0	N/A
	Median Sale Price	(No Sales)	(No Sales)	N/A

