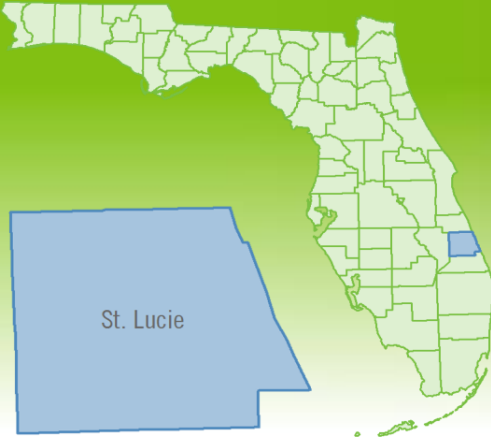


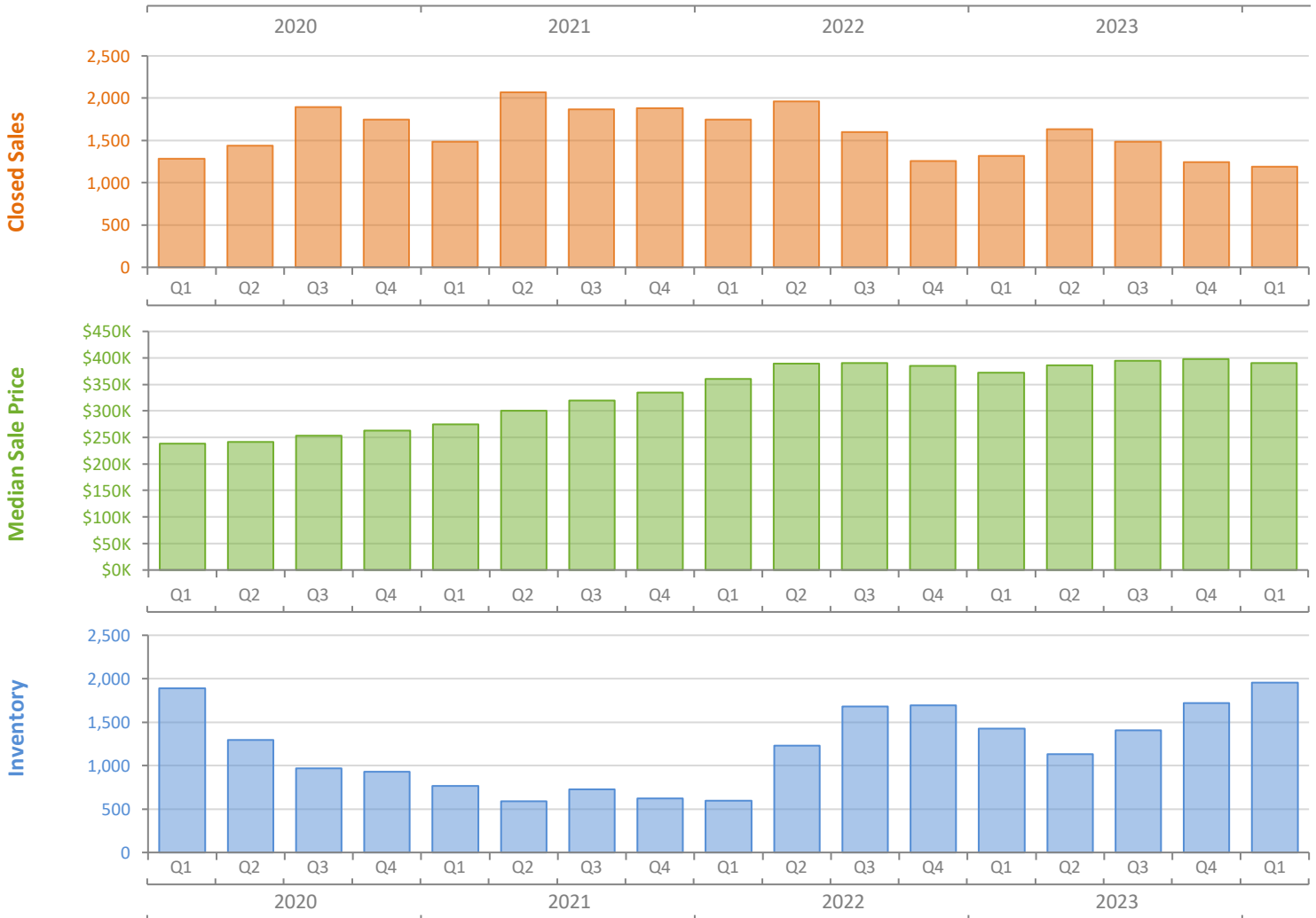
# Quarterly Market Summary - Q1 2024

## Single-Family Homes

### St. Lucie County



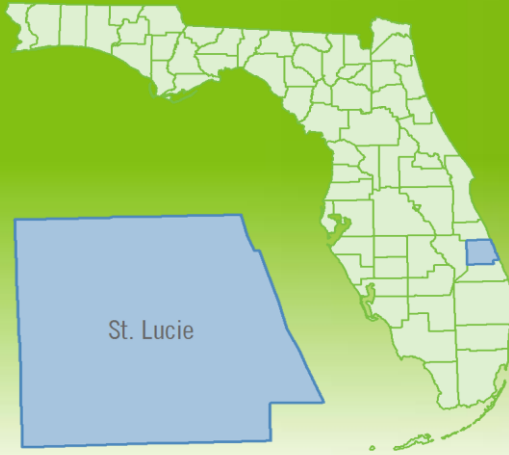
	Q1 2024	Q1 2023	Percent Change Year-over-Year
Closed Sales	1,188	1,321	-10.1%
Paid in Cash	362	372	-2.7%
Median Sale Price	\$390,000	\$372,200	4.8%
Average Sale Price	\$438,405	\$403,292	8.7%
Dollar Volume	\$520.8 Million	\$532.7 Million	-2.2%
Med. Pct. of Orig. List Price Received	96.7%	94.9%	1.9%
Median Time to Contract	41 Days	48 Days	-14.6%
Median Time to Sale	81 Days	90 Days	-10.0%
New Pending Sales	1,685	1,849	-8.9%
New Listings	2,161	1,956	10.5%
Pending Inventory	902	971	-7.1%
Inventory (Active Listings)	1,954	1,429	36.7%
Months Supply of Inventory	4.2	2.8	50.0%



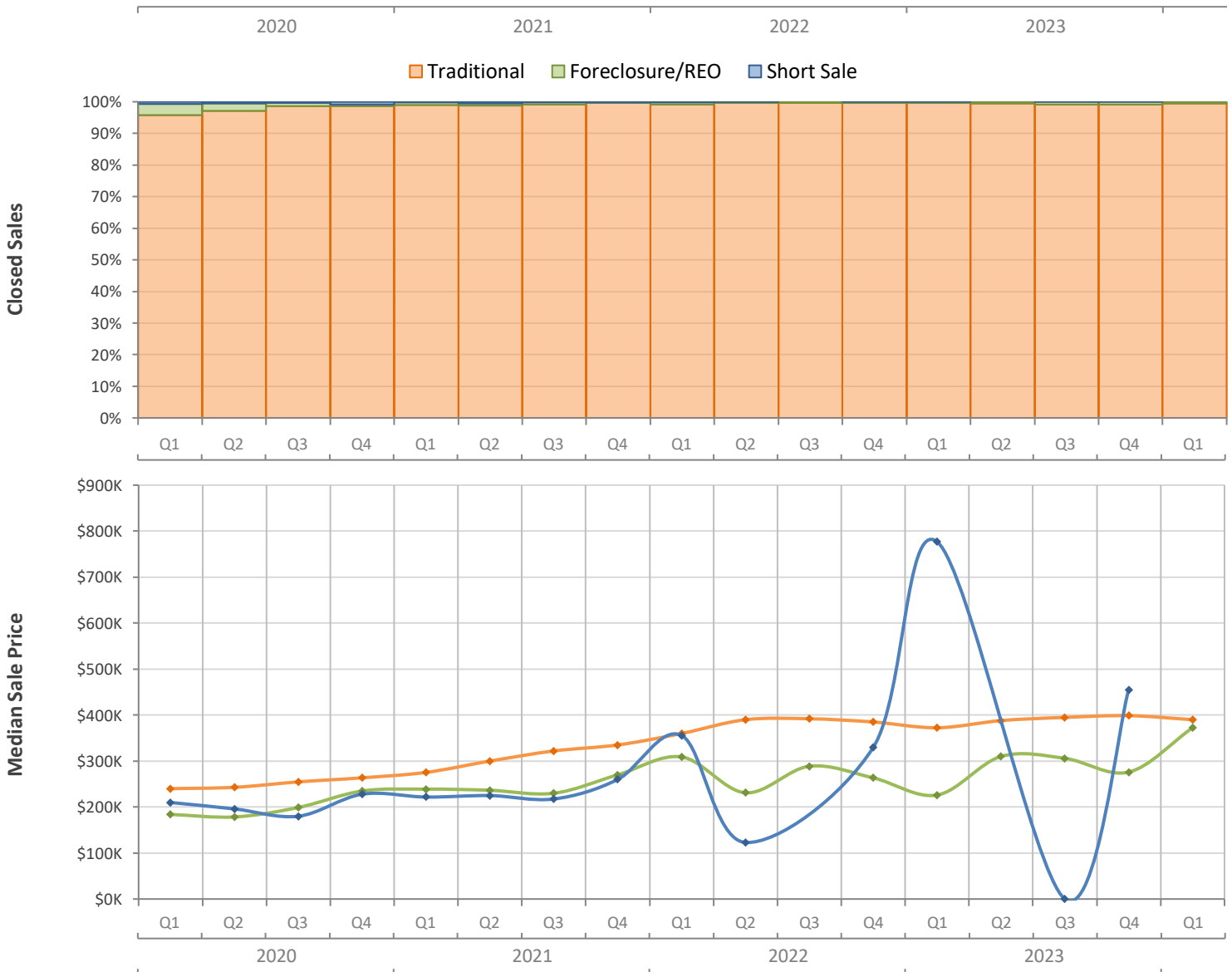
# Quarterly Distressed Market - Q1 2024

## Single-Family Homes

### St. Lucie County



		Q1 2024	Q1 2023	Percent Change Year-over-Year
Traditional	Closed Sales	1,182	1,315	-10.1%
	Median Sale Price	\$390,000	\$372,445	4.7%
Foreclosure/REO	Closed Sales	6	5	20.0%
	Median Sale Price	\$372,450	\$226,100	64.7%
Short Sale	Closed Sales	0	1	-100.0%
	Median Sale Price	(No Sales)	\$777,000	N/A



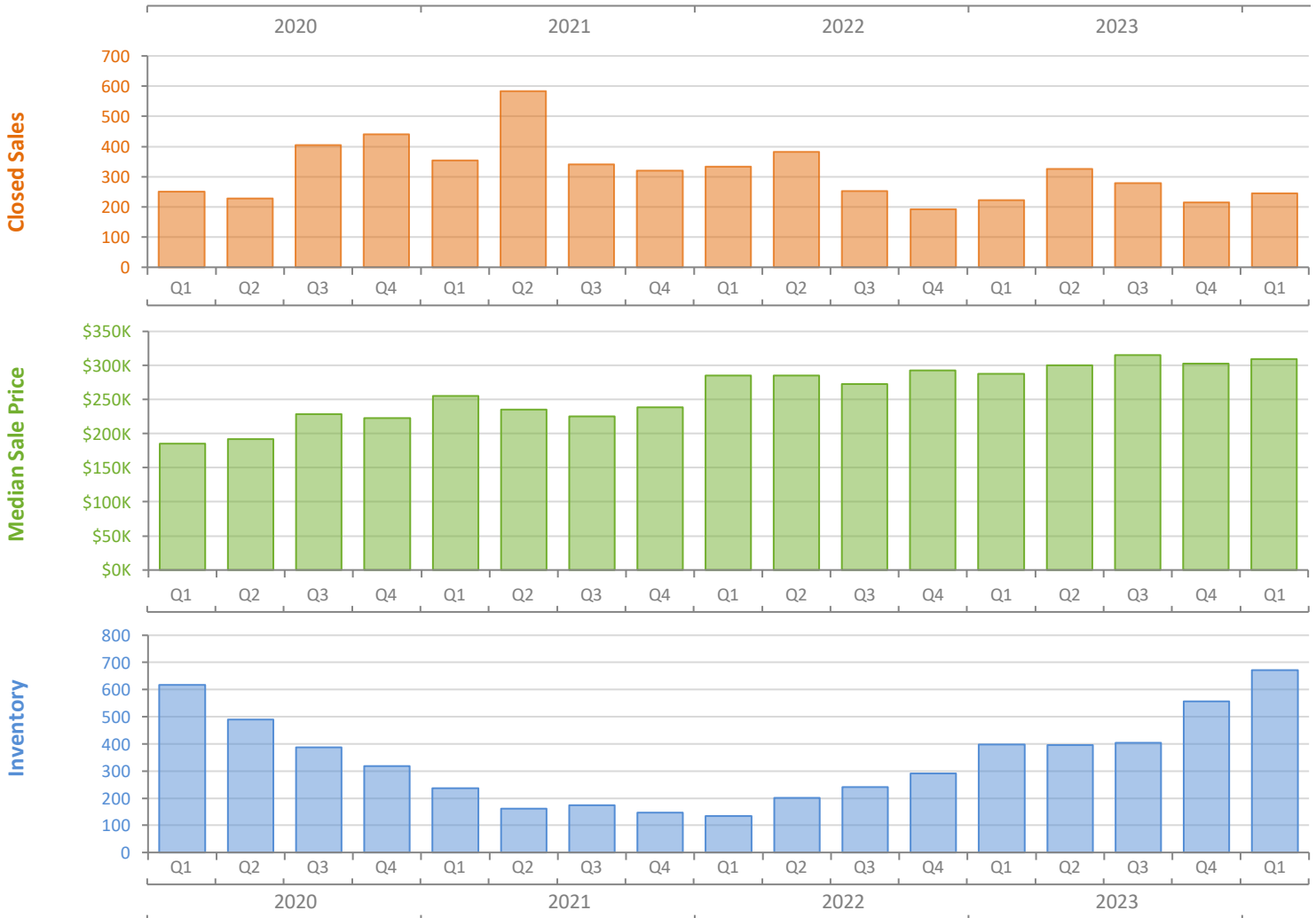
# Quarterly Market Summary - Q1 2024

## Townhouses and Condos

### St. Lucie County



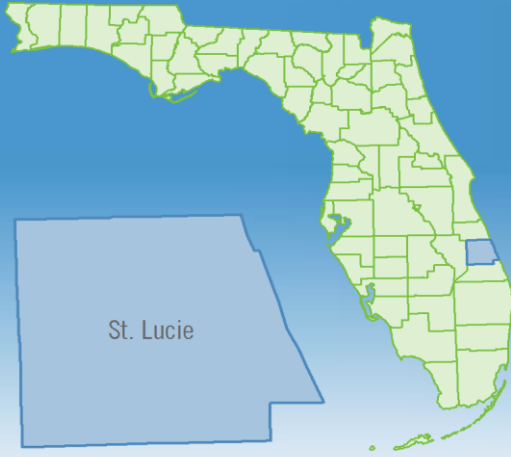
	Q1 2024	Q1 2023	Percent Change Year-over-Year
Closed Sales	245	222	10.4%
Paid in Cash	145	134	8.2%
Median Sale Price	\$309,000	\$287,950	7.3%
Average Sale Price	\$388,817	\$332,766	16.8%
Dollar Volume	\$95.3 Million	\$73.9 Million	28.9%
Med. Pct. of Orig. List Price Received	95.3%	94.7%	0.6%
Median Time to Contract	50 Days	34 Days	47.1%
Median Time to Sale	89 Days	73 Days	21.9%
New Pending Sales	315	312	1.0%
New Listings	539	469	14.9%
Pending Inventory	144	167	-13.8%
Inventory (Active Listings)	671	397	69.0%
Months Supply of Inventory	7.6	4.5	68.9%



# Quarterly Distressed Market - Q1 2024

## Townhouses and Condos

### St. Lucie County



		Q1 2024	Q1 2023	Percent Change Year-over-Year
Traditional	Closed Sales	241	222	8.6%
	Median Sale Price	\$310,000	\$287,950	7.7%
Foreclosure/REO	Closed Sales	4	0	N/A
	Median Sale Price	\$176,600	(No Sales)	N/A
Short Sale	Closed Sales	0	0	N/A
	Median Sale Price	(No Sales)	(No Sales)	N/A

