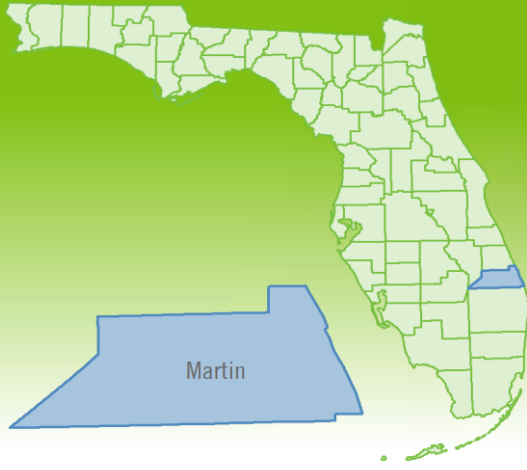


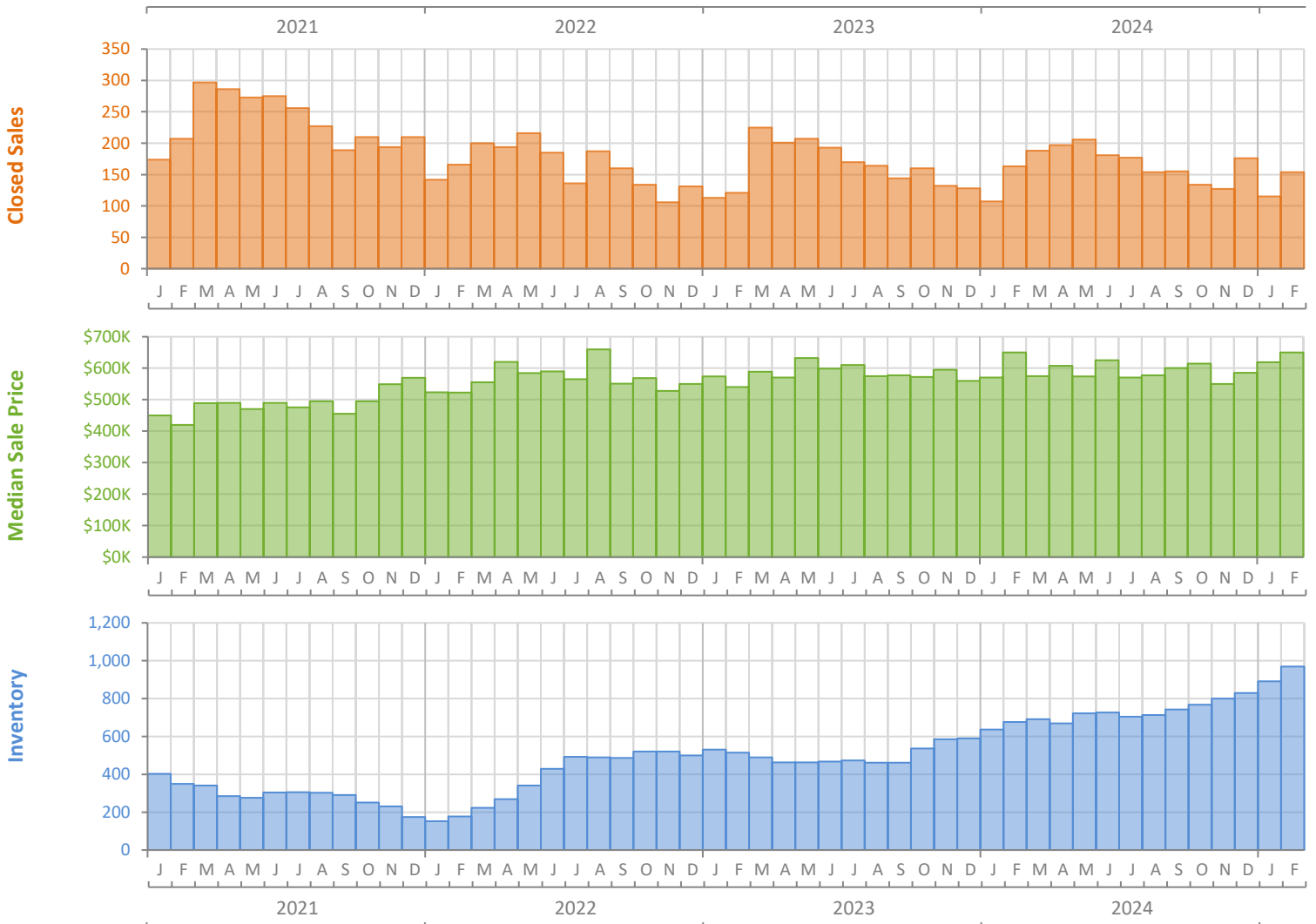
# Monthly Market Summary - February 2025

## Single-Family Homes

### Martin County



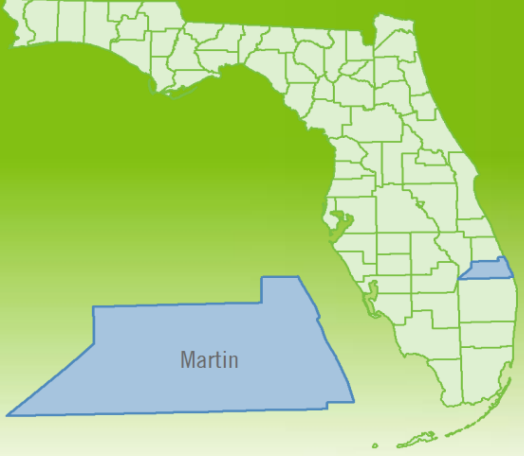
	February 2025	February 2024	Percent Change Year-over-Year
Closed Sales	154	163	-5.5%
Paid in Cash	80	89	-10.1%
Median Sale Price	\$649,950	\$650,000	0.0%
Average Sale Price	\$1,240,577	\$962,537	28.9%
Dollar Volume	\$191.0 Million	\$156.9 Million	21.8%
Med. Pct. of Orig. List Price Received	94.9%	95.2%	-0.3%
Median Time to Contract	40 Days	40 Days	0.0%
Median Time to Sale	79 Days	81 Days	-2.5%
New Pending Sales	176	208	-15.4%
New Listings	290	277	4.7%
Pending Inventory	259	279	-7.2%
Inventory (Active Listings)	969	677	43.1%
Months Supply of Inventory	5.9	4.1	43.9%



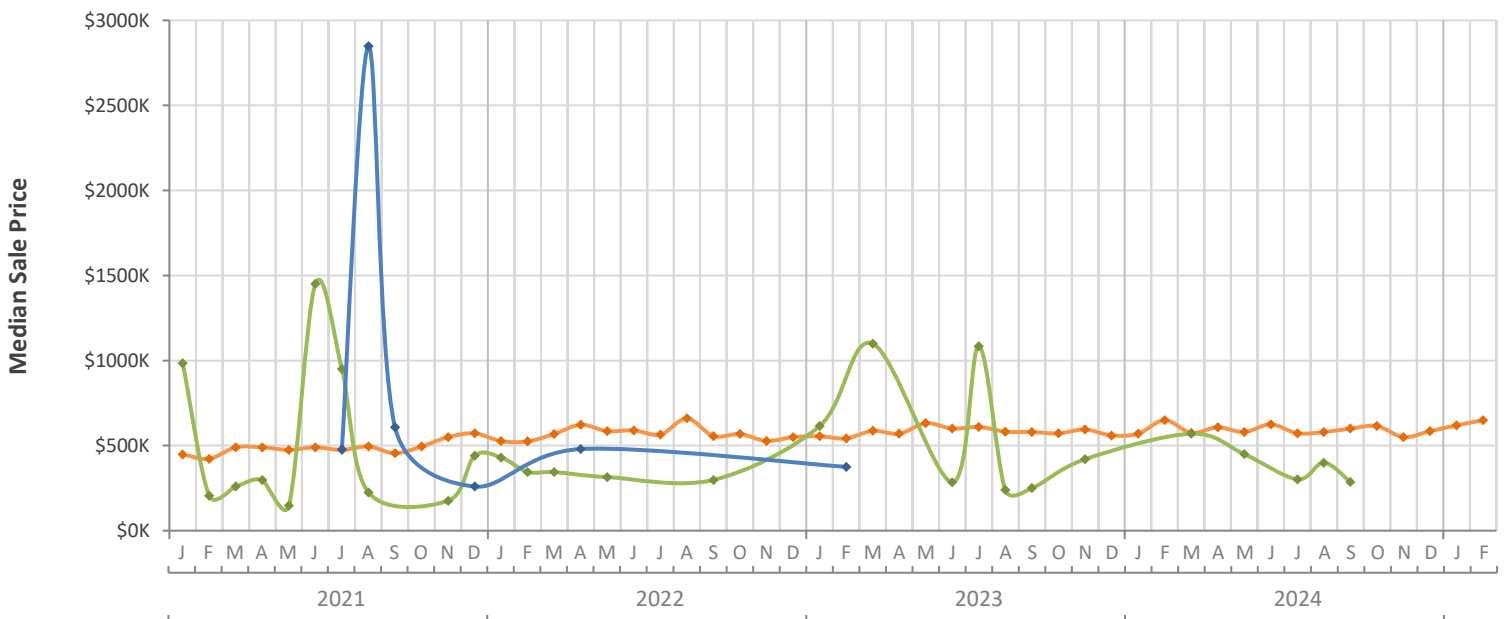
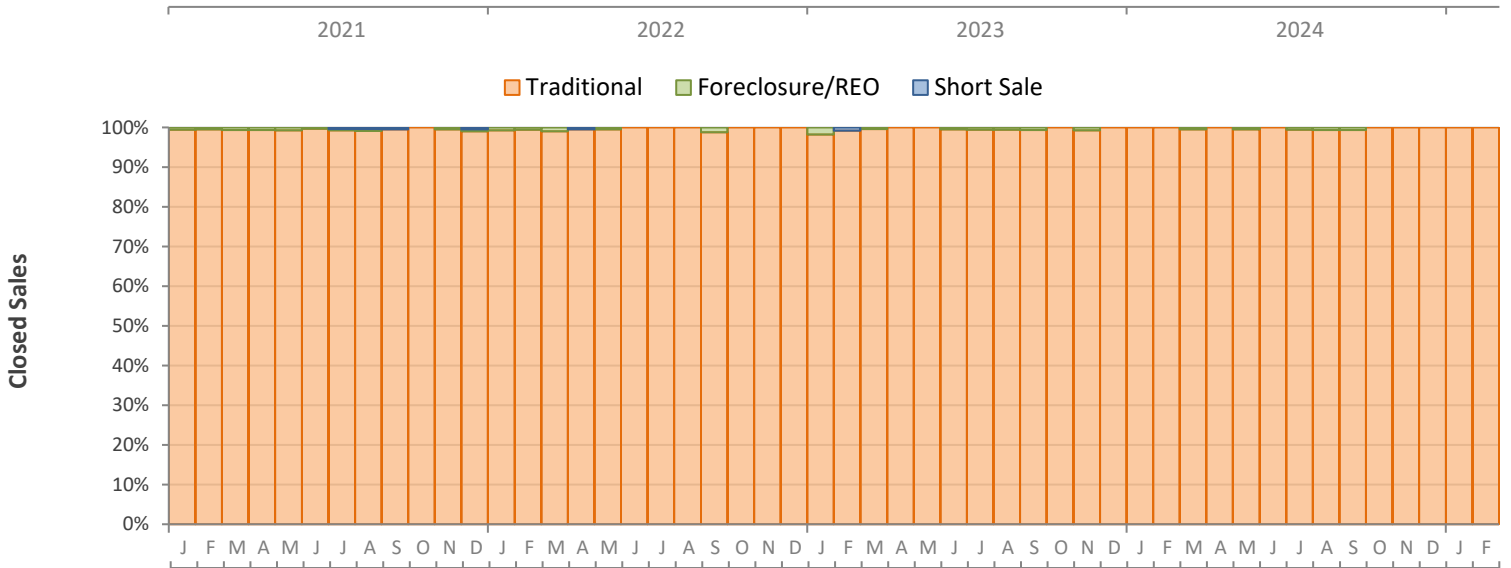
# Monthly Distressed Market - February 2025

## Single-Family Homes

### Martin County



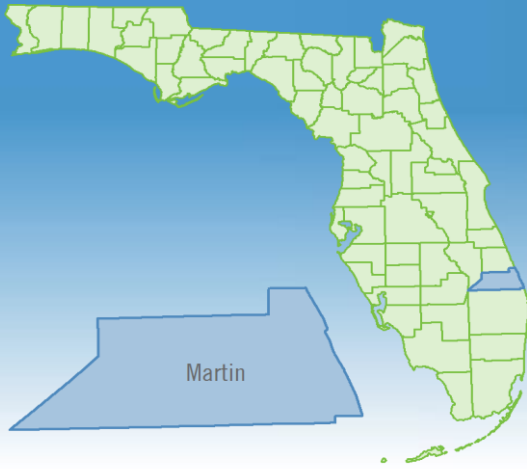
		February 2025	February 2024	Percent Change Year-over-Year
Traditional	Closed Sales	154	163	-5.5%
	Median Sale Price	\$649,950	\$650,000	0.0%
Foreclosure/REO	Closed Sales	0	0	N/A
	Median Sale Price	(No Sales)	(No Sales)	N/A
Short Sale	Closed Sales	0	0	N/A
	Median Sale Price	(No Sales)	(No Sales)	N/A



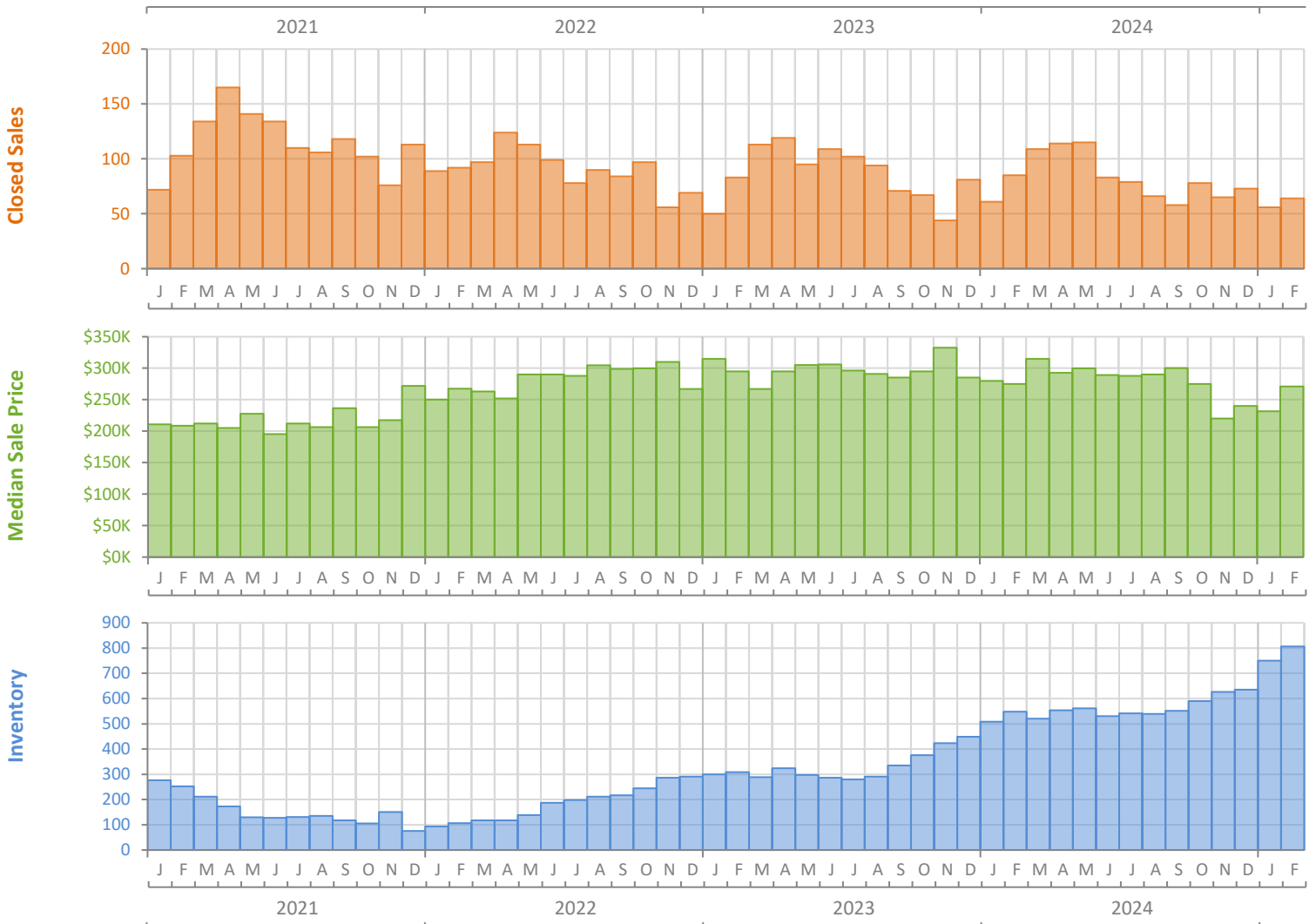
# Monthly Market Summary - February 2025

## Townhouses and Condos

### Martin County



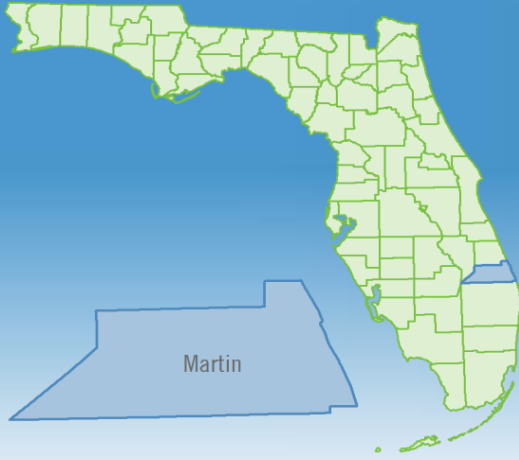
	February 2025	February 2024	Percent Change Year-over-Year
Closed Sales	64	85	-24.7%
Paid in Cash	36	55	-34.5%
Median Sale Price	\$271,000	\$275,000	-1.5%
Average Sale Price	\$352,334	\$328,905	7.1%
Dollar Volume	\$22.5 Million	\$28.0 Million	-19.3%
Med. Pct. of Orig. List Price Received	91.7%	96.9%	-5.4%
Median Time to Contract	77 Days	41 Days	87.8%
Median Time to Sale	105 Days	79 Days	32.9%
New Pending Sales	99	103	-3.9%
New Listings	177	148	19.6%
Pending Inventory	134	167	-19.8%
Inventory (Active Listings)	806	548	47.1%
Months Supply of Inventory	10.1	6.3	60.3%



# Monthly Distressed Market - February 2025

## Townhouses and Condos

### Martin County



		February 2025	February 2024	Percent Change Year-over-Year
Traditional	Closed Sales	64	84	-23.8%
	Median Sale Price	\$271,000	\$277,500	-2.3%
Foreclosure/REO	Closed Sales	0	1	-100.0%
	Median Sale Price	(No Sales)	\$89,300	N/A
Short Sale	Closed Sales	0	0	N/A
	Median Sale Price	(No Sales)	(No Sales)	N/A

