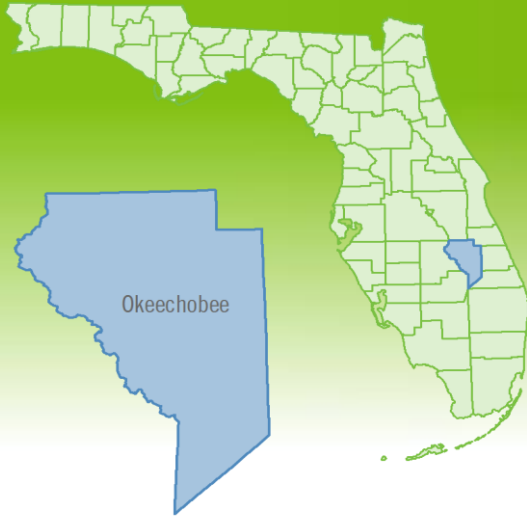


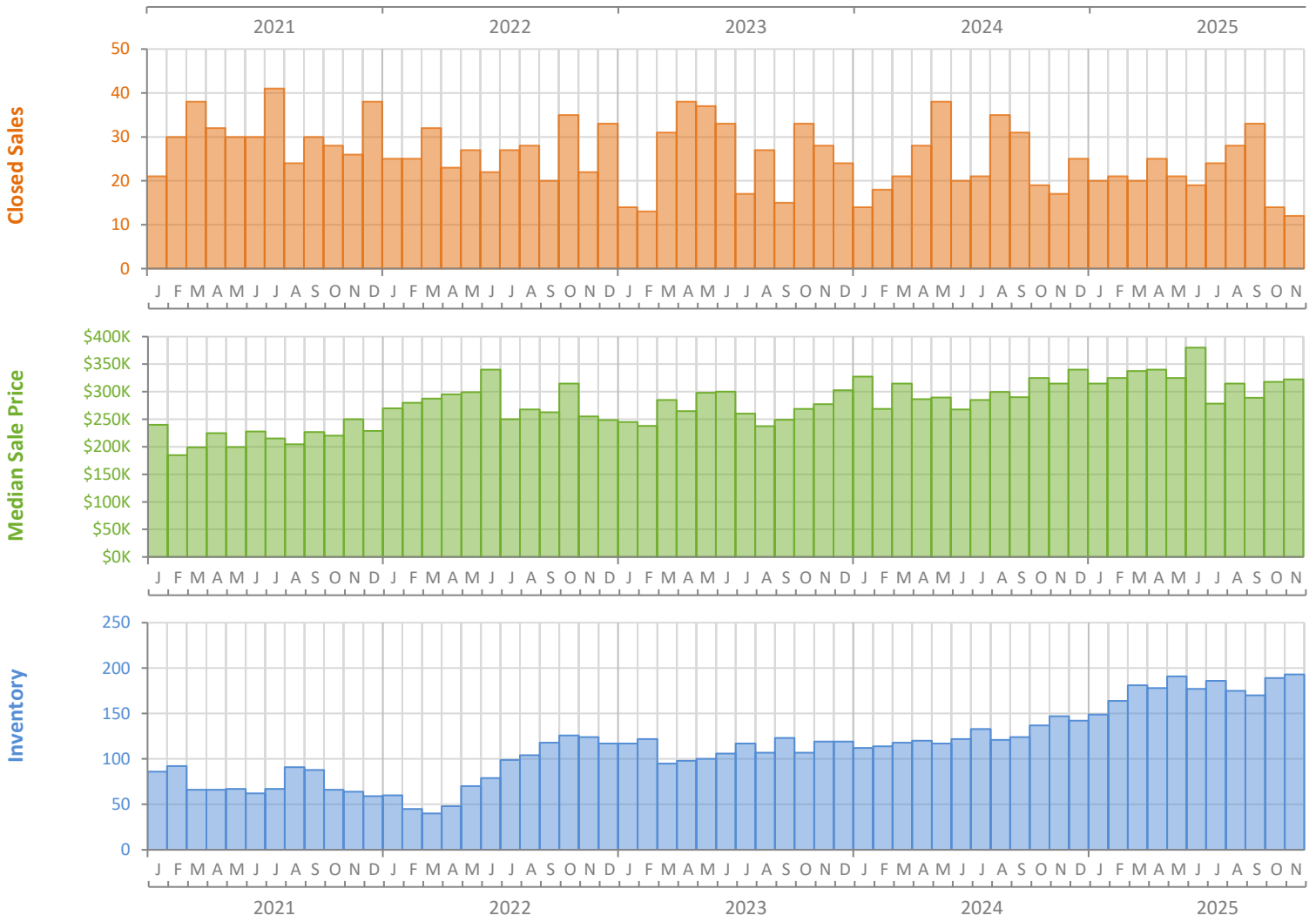
# Monthly Market Summary - November 2025

## Single-Family Homes

### Okeechobee County



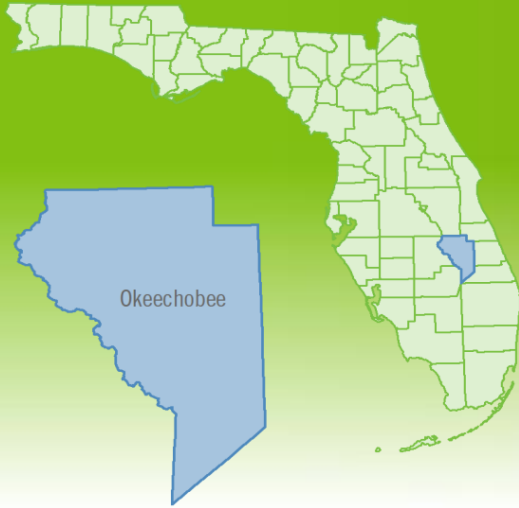
	November 2025	November 2024	Percent Change Year-over-Year
Closed Sales	12	17	-29.4%
Paid in Cash	5	4	25.0%
Median Sale Price	\$322,500	\$315,000	2.4%
Average Sale Price	\$369,167	\$333,574	10.7%
Dollar Volume	\$4.4 Million	\$5.7 Million	-21.9%
Med. Pct. of Orig. List Price Received	89.9%	96.3%	-6.6%
Median Time to Contract	42 Days	69 Days	-39.1%
Median Time to Sale	86 Days	116 Days	-25.9%
New Pending Sales	22	18	22.2%
New Listings	37	41	-9.8%
Pending Inventory	39	35	11.4%
Inventory (Active Listings)	193	147	31.3%
Months Supply of Inventory	8.8	6.2	41.9%



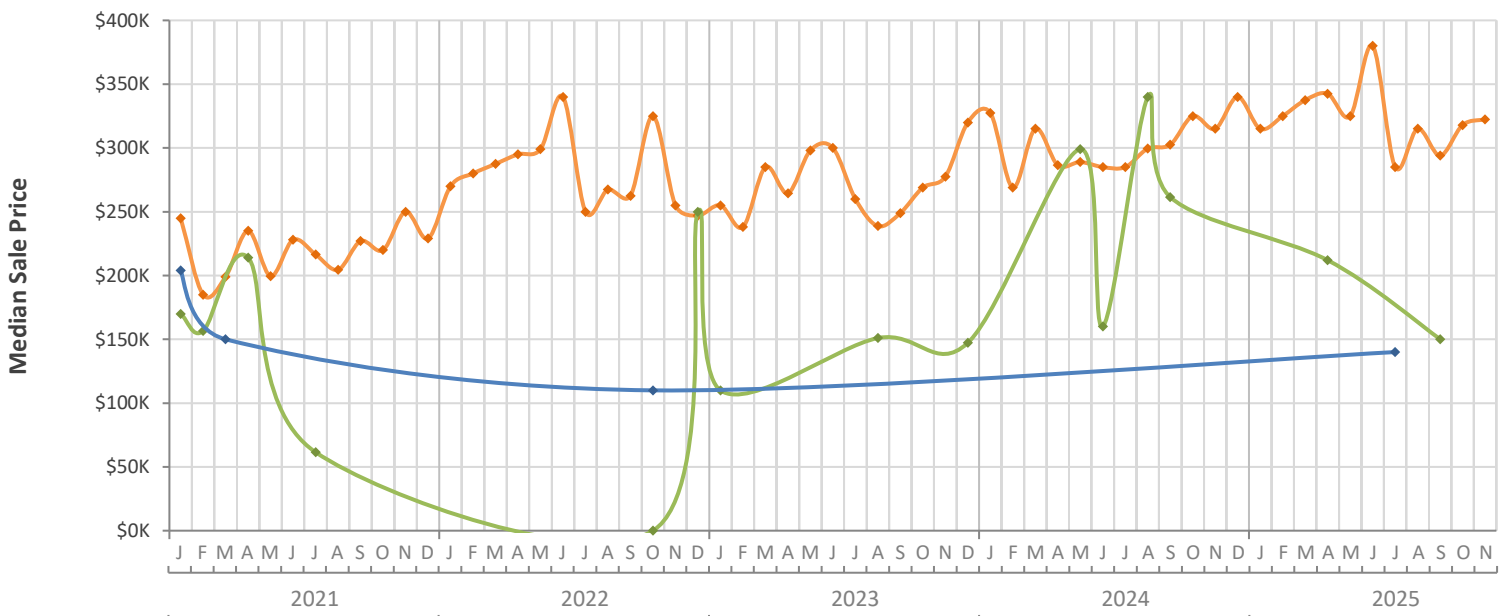
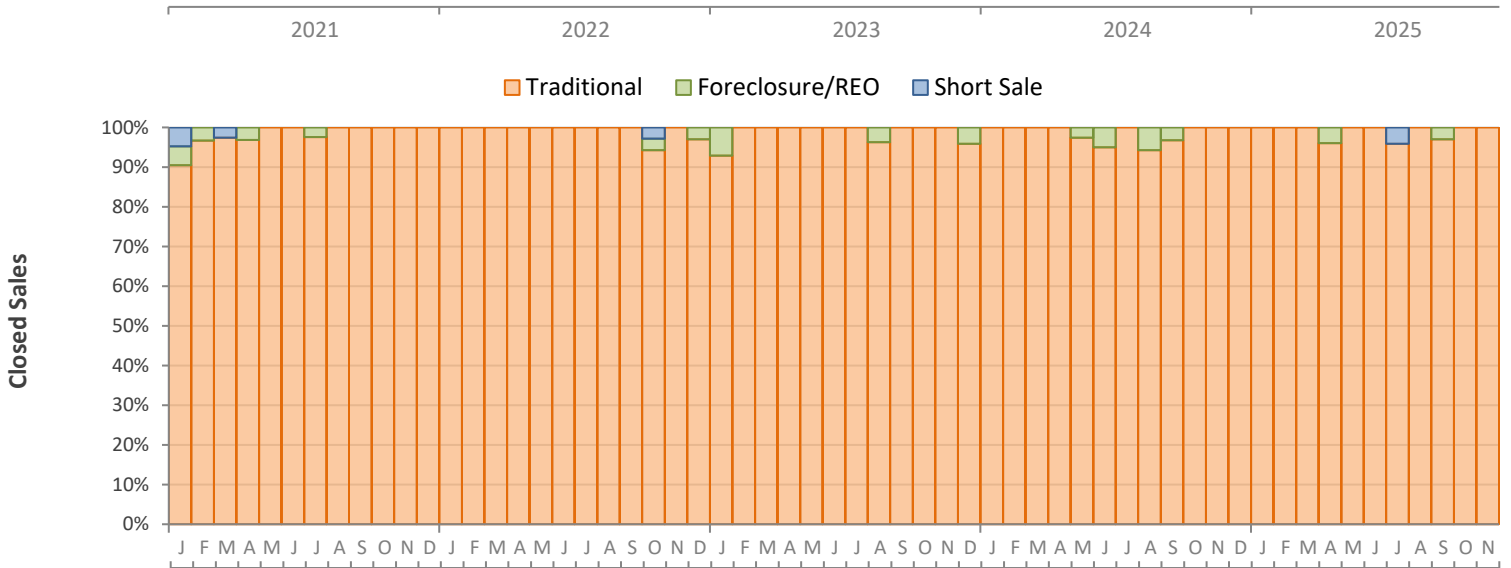
# Monthly Distressed Market - November 2025

## Single-Family Homes

### Okeechobee County



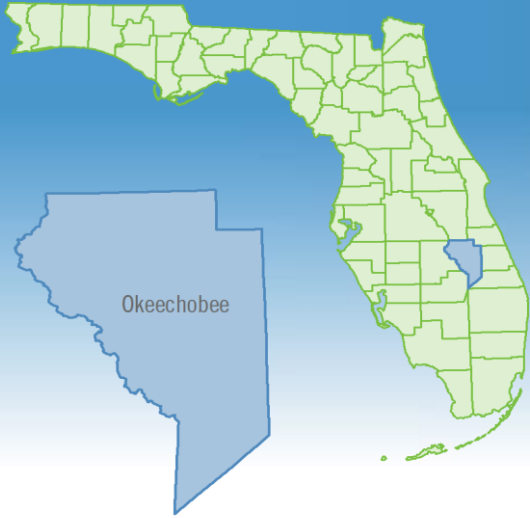
		November 2025	November 2024	Percent Change Year-over-Year
Traditional	Closed Sales	12	17	-29.4%
	Median Sale Price	\$322,500	\$315,000	2.4%
Foreclosure/REO	Closed Sales	0	0	N/A
	Median Sale Price	(No Sales)	(No Sales)	N/A
Short Sale	Closed Sales	0	0	N/A
	Median Sale Price	(No Sales)	(No Sales)	N/A



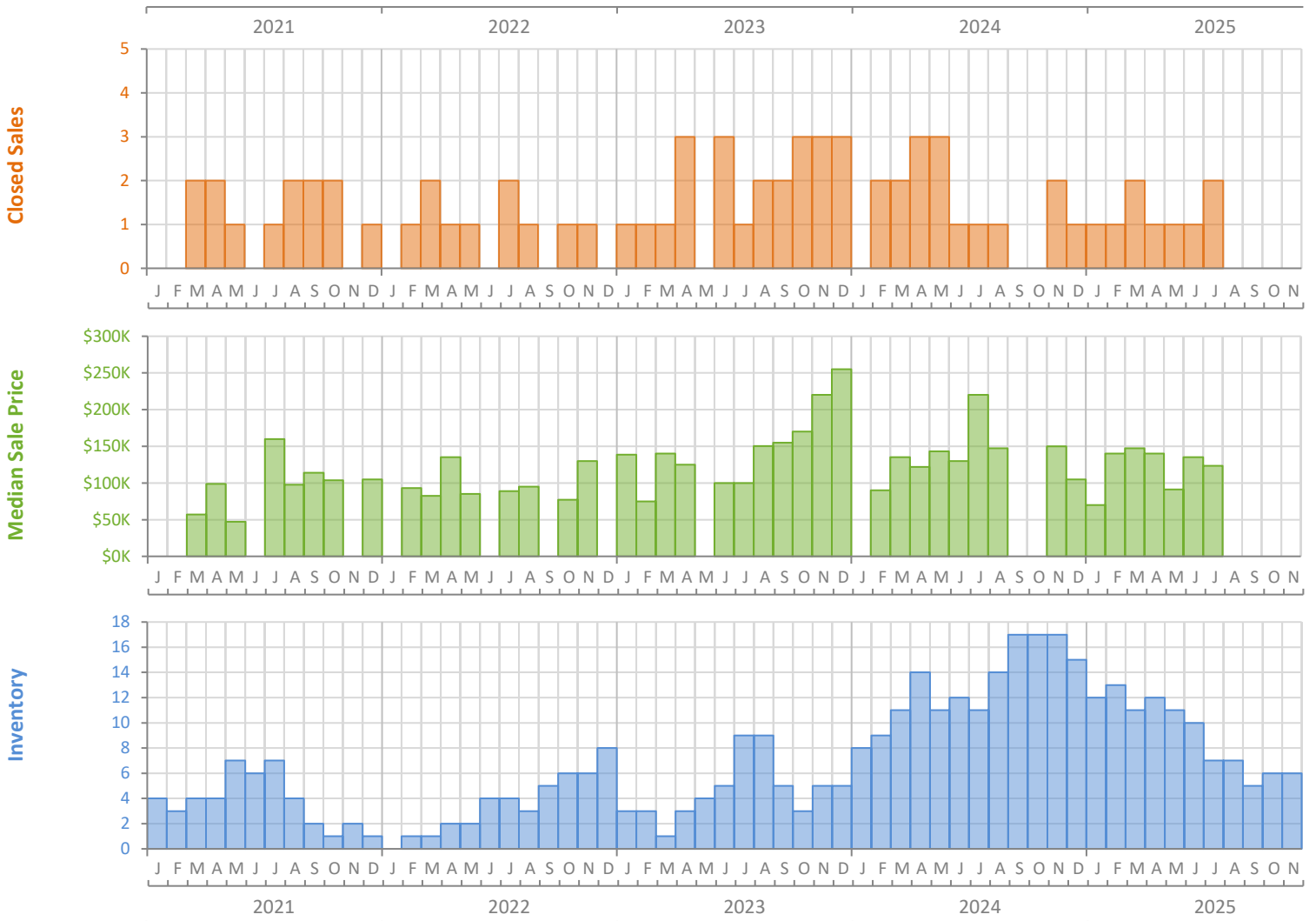
# Monthly Market Summary - November 2025

## Townhouses and Condos

### Okeechobee County



	November 2025	November 2024	Percent Change Year-over-Year
Closed Sales	0	2	-100.0%
Paid in Cash	0	1	-100.0%
Median Sale Price	(No Sales)	\$150,000	-100.0%
Average Sale Price	(No Sales)	\$150,000	-100.0%
Dollar Volume	\$0	\$300,000	-100.0%
Med. Pct. of Orig. List Price Received	(No Sales)	92.5%	-100.0%
Median Time to Contract	(No Sales)	110 Days	-100.0%
Median Time to Sale	(No Sales)	140 Days	-100.0%
New Pending Sales	0	1	-100.0%
New Listings	0	1	-100.0%
Pending Inventory	0	1	-100.0%
Inventory (Active Listings)	6	17	-64.7%
Months Supply of Inventory	7.2	11.3	-36.3%



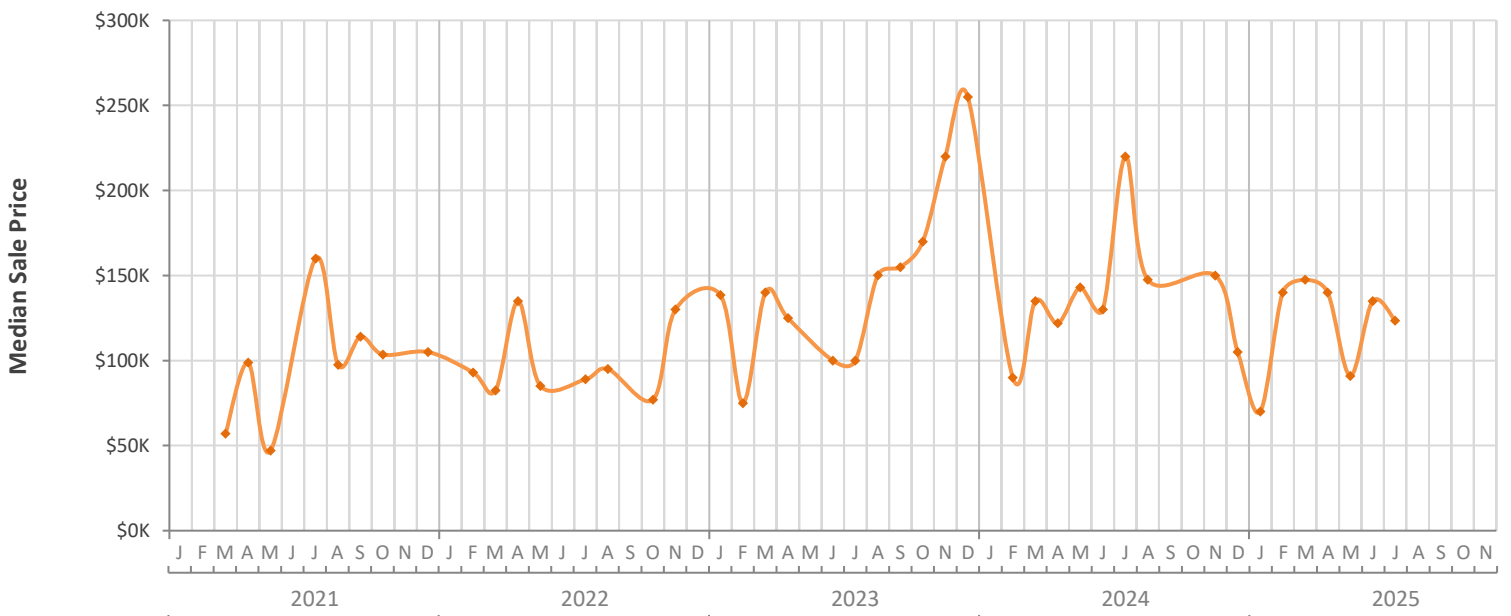
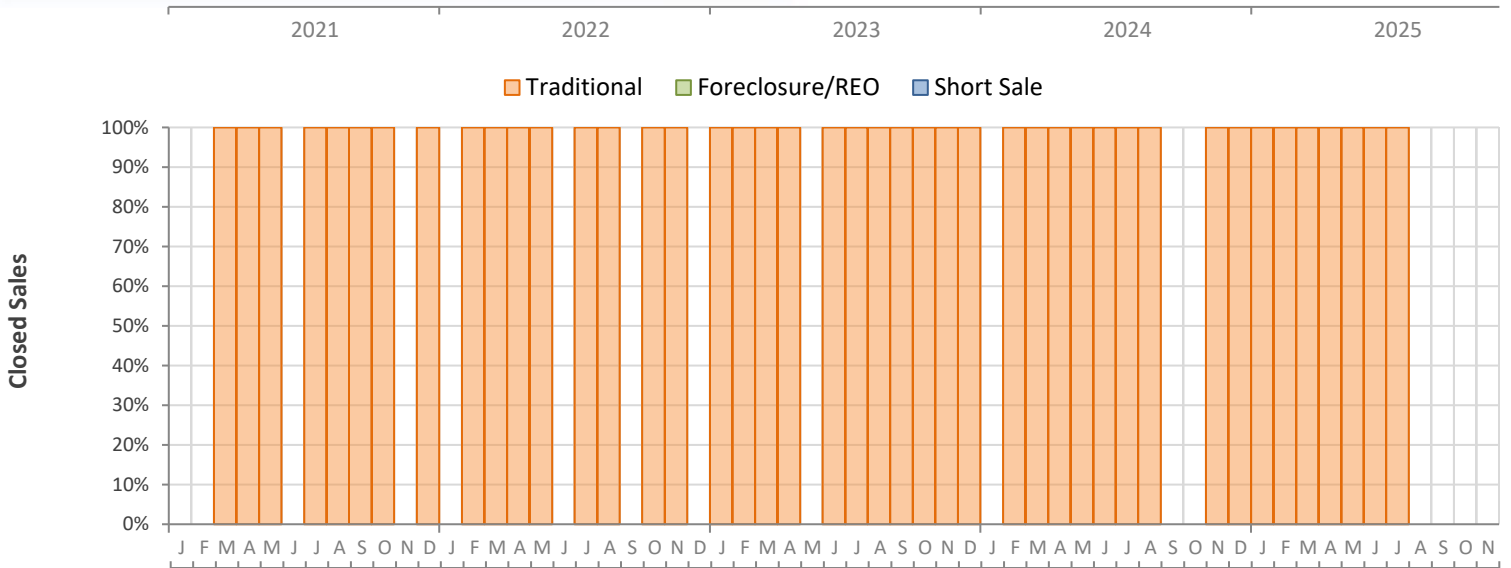
# Monthly Distressed Market - November 2025

## Townhouses and Condos

### Okeechobee County



		November 2025	November 2024	Percent Change Year-over-Year
Traditional	Closed Sales	0	2	-100.0%
	Median Sale Price	(No Sales)	\$150,000	N/A
Foreclosure/REO	Closed Sales	0	0	N/A
	Median Sale Price	(No Sales)	(No Sales)	N/A
Short Sale	Closed Sales	0	0	N/A
	Median Sale Price	(No Sales)	(No Sales)	N/A



Produced by Florida REALTORS® with data provided by Florida's multiple listing services. Statistics for each month compiled from MLS feeds on the 15th day of the following month. Data released on Friday, December 19, 2025. Next data release is TBD.