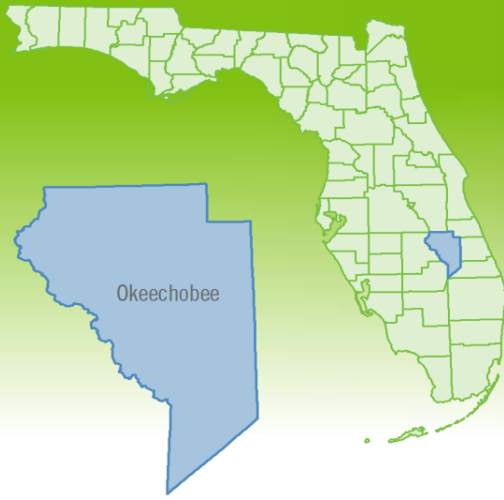


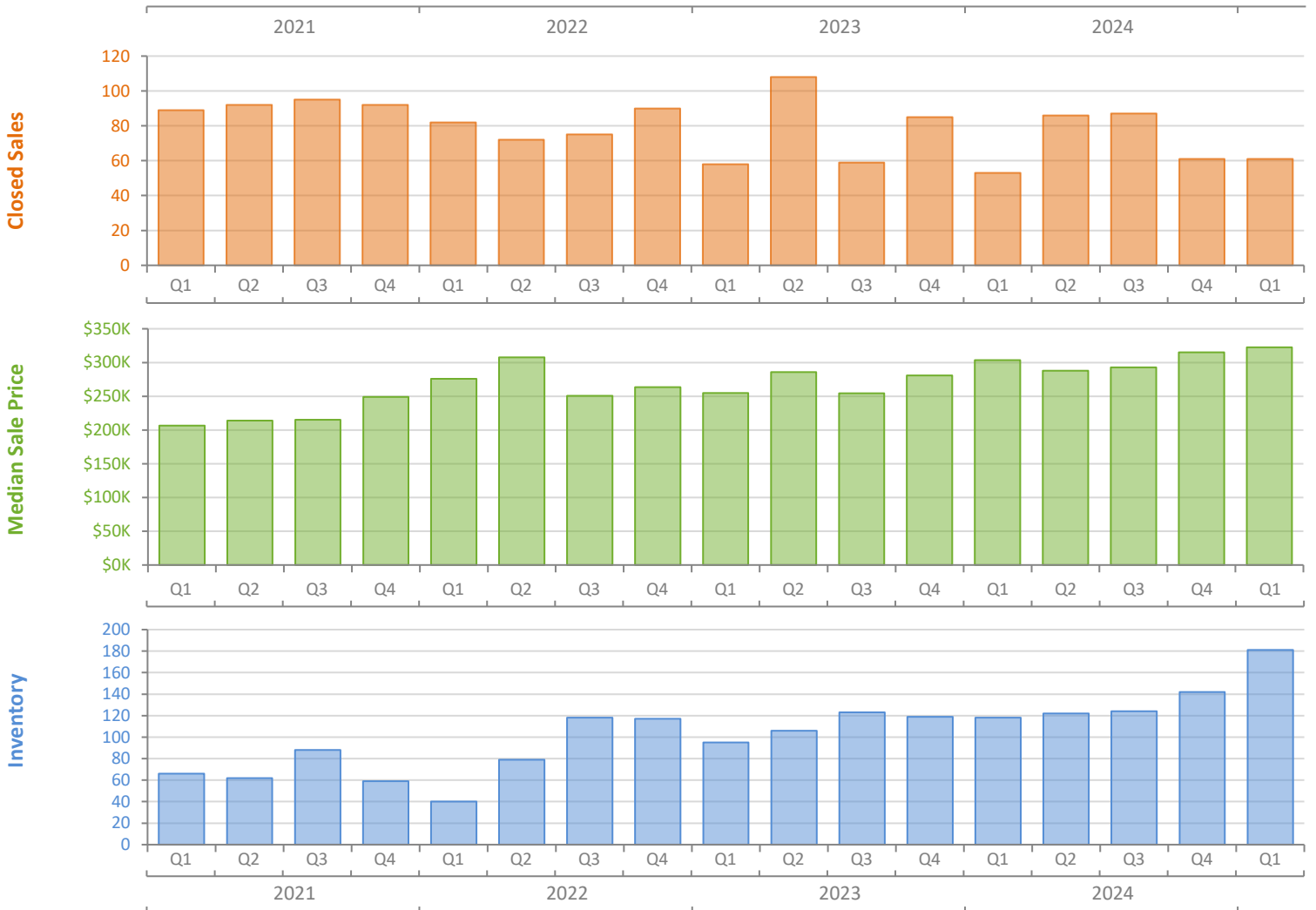
# Quarterly Market Summary - Q1 2025

## Single-Family Homes

### Okeechobee County



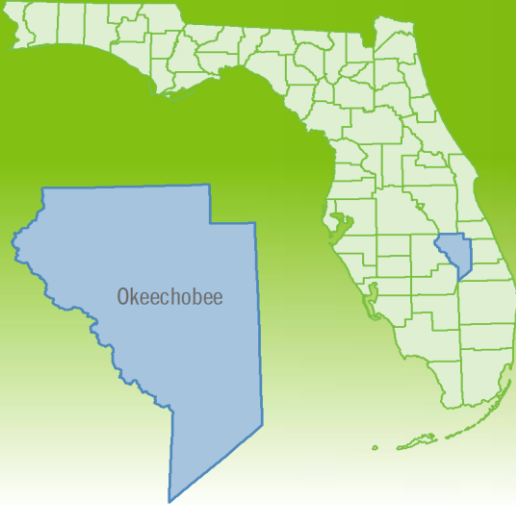
	Q1 2025	Q1 2024	Percent Change Year-over-Year
Closed Sales	61	53	15.1%
Paid in Cash	25	20	25.0%
Median Sale Price	\$322,500	\$303,500	6.3%
Average Sale Price	\$345,980	\$311,842	10.9%
Dollar Volume	\$21.1 Million	\$16.5 Million	27.7%
Med. Pct. of Orig. List Price Received	95.1%	94.2%	1.0%
Median Time to Contract	64 Days	55 Days	16.4%
Median Time to Sale	98 Days	91 Days	7.7%
New Pending Sales	78	80	-2.5%
New Listings	137	108	26.9%
Pending Inventory	44	47	-6.4%
Inventory (Active Listings)	181	118	53.4%
Months Supply of Inventory	7.4	4.6	60.9%



# Quarterly Distressed Market - Q1 2025

## Single-Family Homes

### Okeechobee County



		Q1 2025	Q1 2024	Percent Change Year-over-Year
Traditional	Closed Sales	61	53	15.1%
	Median Sale Price	\$322,500	\$303,500	6.3%
Foreclosure/REO	Closed Sales	0	0	N/A
	Median Sale Price	(No Sales)	(No Sales)	N/A
Short Sale	Closed Sales	0	0	N/A
	Median Sale Price	(No Sales)	(No Sales)	N/A



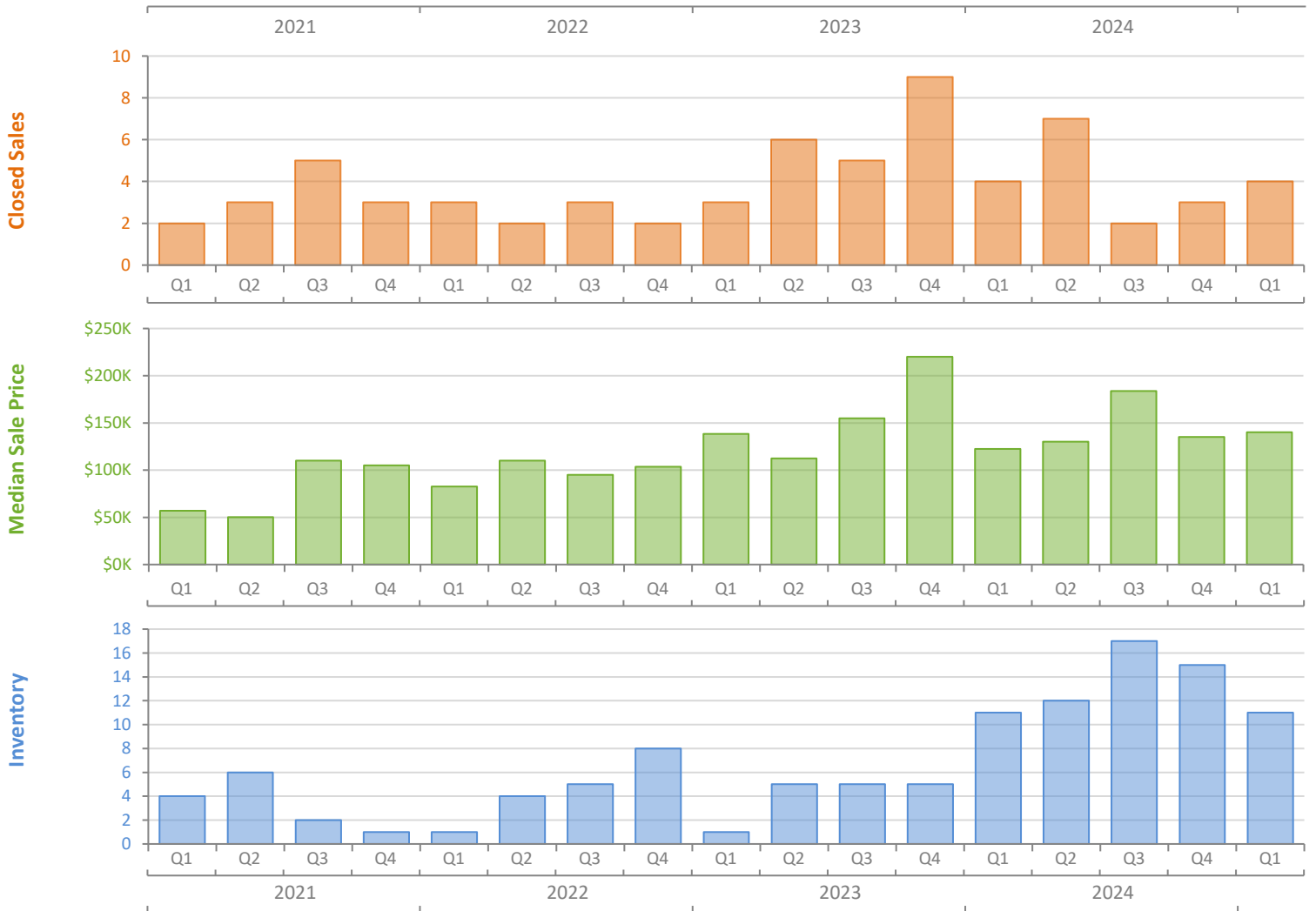
# Quarterly Market Summary - Q1 2025

## Townhouses and Condos

### Okeechobee County



	Q1 2025	Q1 2024	Percent Change Year-over-Year
Closed Sales	4	4	0.0%
Paid in Cash	3	4	-25.0%
Median Sale Price	\$140,000	\$122,500	14.3%
Average Sale Price	\$126,225	\$112,500	12.2%
Dollar Volume	\$504,900	\$450,000	12.2%
Med. Pct. of Orig. List Price Received	85.4%	88.8%	-3.8%
Median Time to Contract	173 Days	29 Days	496.6%
Median Time to Sale	196 Days	42 Days	366.7%
New Pending Sales	6	8	-25.0%
New Listings	5	16	-68.8%
Pending Inventory	2	4	-50.0%
Inventory (Active Listings)	11	11	0.0%
Months Supply of Inventory	8.3	5.5	50.9%



# Quarterly Distressed Market - Q1 2025

## Townhouses and Condos

### Okeechobee County



		Q1 2025	Q1 2024	Percent Change Year-over-Year
Traditional	Closed Sales	4	4	0.0%
	Median Sale Price	\$140,000	\$122,500	14.3%
Foreclosure/REO	Closed Sales	0	0	N/A
	Median Sale Price	(No Sales)	(No Sales)	N/A
Short Sale	Closed Sales	0	0	N/A
	Median Sale Price	(No Sales)	(No Sales)	N/A

