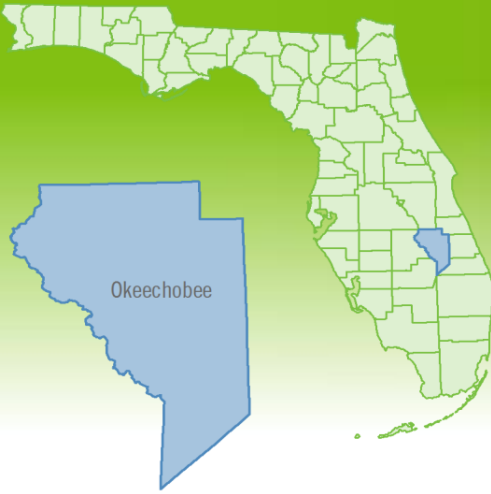


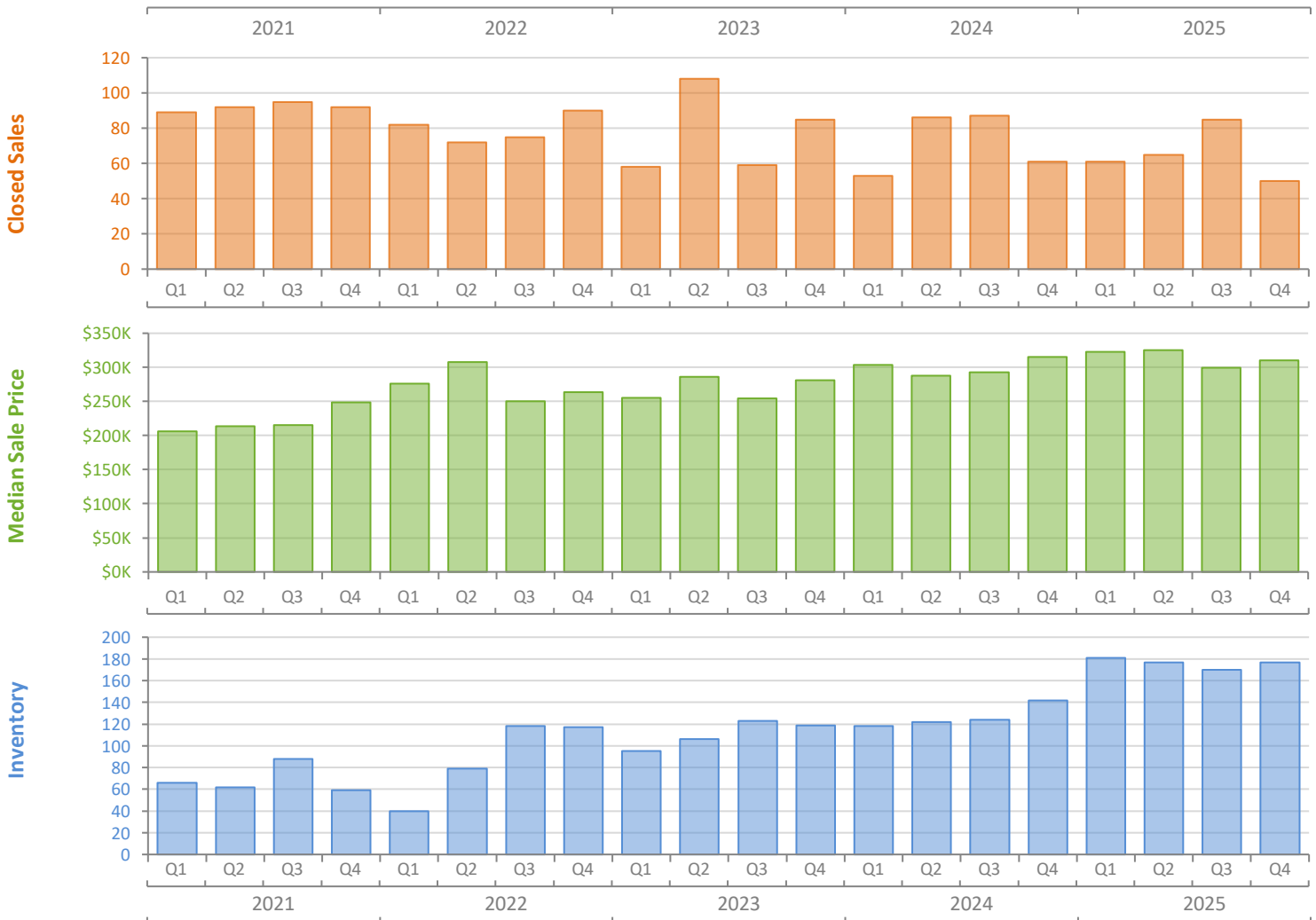
# Quarterly Market Summary - Q4 2025

## Single-Family Homes

### Okeechobee County



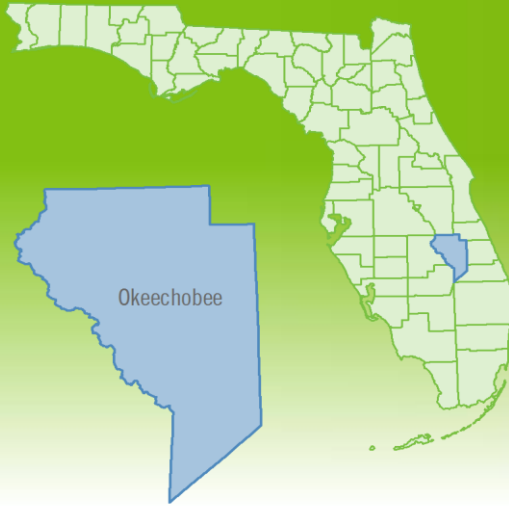
	Q4 2025	Q4 2024	Percent Change Year-over-Year
Closed Sales	50	61	-18.0%
Paid in Cash	19	16	18.8%
Median Sale Price	\$310,495	\$315,000	-1.4%
Average Sale Price	\$338,267	\$346,709	-2.4%
Dollar Volume	\$16.9 Million	\$21.1 Million	-20.0%
Med. Pct. of Orig. List Price Received	93.4%	95.6%	-2.3%
Median Time to Contract	51 Days	41 Days	24.4%
Median Time to Sale	94 Days	89 Days	5.6%
New Pending Sales	60	59	1.7%
New Listings	118	105	12.4%
Pending Inventory	39	33	18.2%
Inventory (Active Listings)	177	142	24.6%
Months Supply of Inventory	8.1	5.9	37.3%



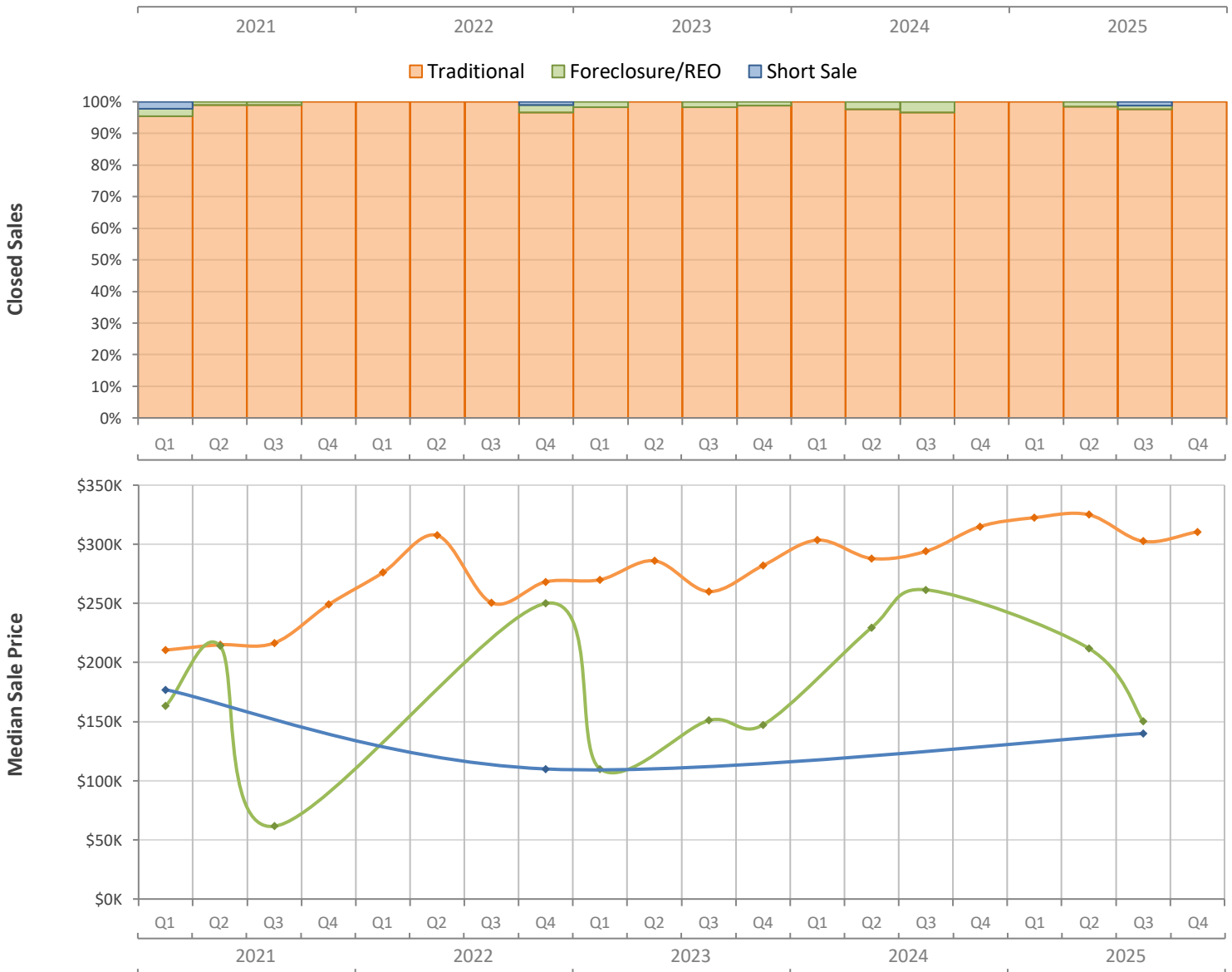
# Quarterly Distressed Market - Q4 2025

## Single-Family Homes

### Okeechobee County



		Q4 2025	Q4 2024	Percent Change Year-over-Year
Traditional	Closed Sales	50	61	-18.0%
	Median Sale Price	\$310,495	\$315,000	-1.4%
Foreclosure/REO	Closed Sales	0	0	N/A
	Median Sale Price	(No Sales)	(No Sales)	N/A
Short Sale	Closed Sales	0	0	N/A
	Median Sale Price	(No Sales)	(No Sales)	N/A



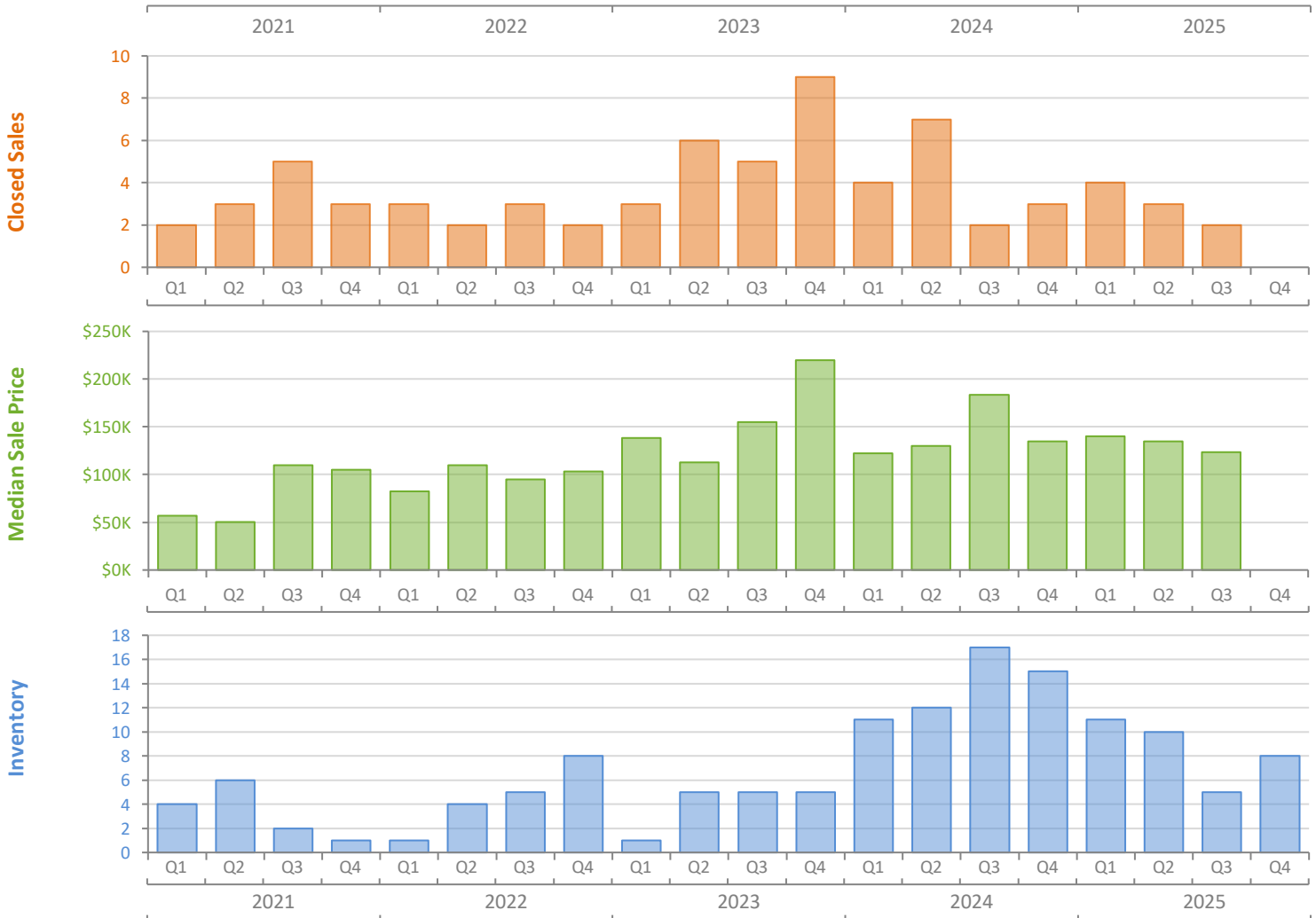
# Quarterly Market Summary - Q4 2025

## Townhouses and Condos

### Okeechobee County



	Q4 2025	Q4 2024	Percent Change Year-over-Year
Closed Sales	0	3	-100.0%
Paid in Cash	0	2	-100.0%
Median Sale Price	(No Sales)	\$135,000	-100.0%
Average Sale Price	(No Sales)	\$135,000	-100.0%
Dollar Volume	\$0	\$405,000	-100.0%
Med. Pct. of Orig. List Price Received	(No Sales)	87.5%	-100.0%
Median Time to Contract	(No Sales)	144 Days	-100.0%
Median Time to Sale	(No Sales)	176 Days	-100.0%
New Pending Sales	0	2	-100.0%
New Listings	4	4	0.0%
Pending Inventory	0	0	N/A
Inventory (Active Listings)	8	15	-46.7%
Months Supply of Inventory	10.7	11.3	-5.3%



# Quarterly Distressed Market - Q4 2025

## Townhouses and Condos

### Okeechobee County



		Q4 2025	Q4 2024	Percent Change Year-over-Year
Traditional	Closed Sales	0	3	-100.0%
	Median Sale Price	(No Sales)	\$135,000	N/A
Foreclosure/REO	Closed Sales	0	0	N/A
	Median Sale Price	(No Sales)	(No Sales)	N/A
Short Sale	Closed Sales	0	0	N/A
	Median Sale Price	(No Sales)	(No Sales)	N/A

