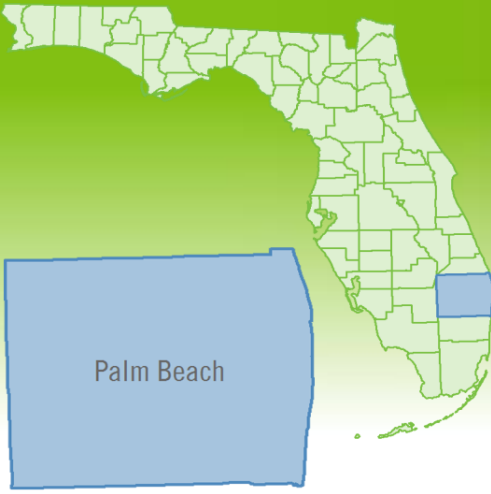


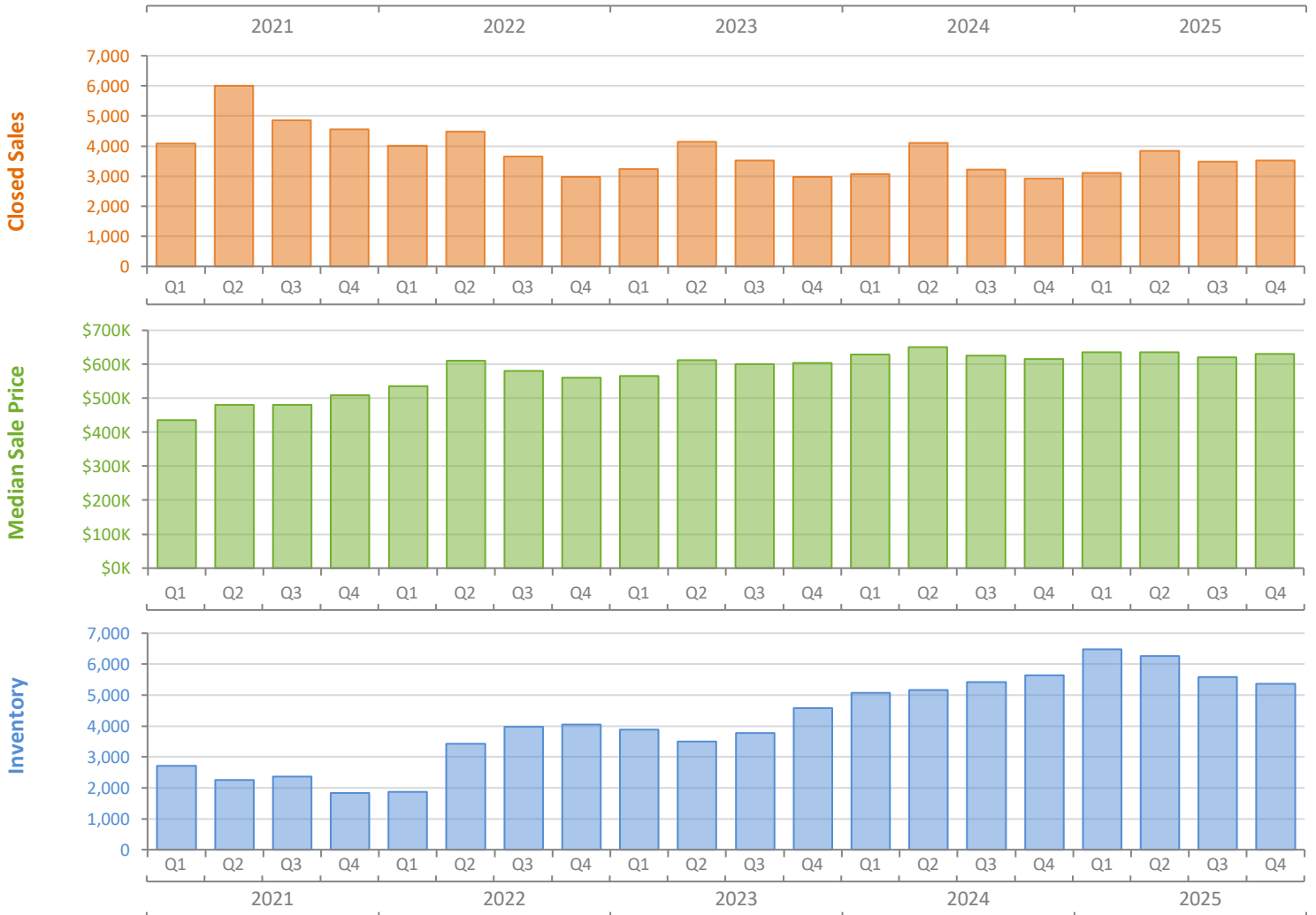
# Quarterly Market Summary - Q4 2025

## Single-Family Homes

### Palm Beach County



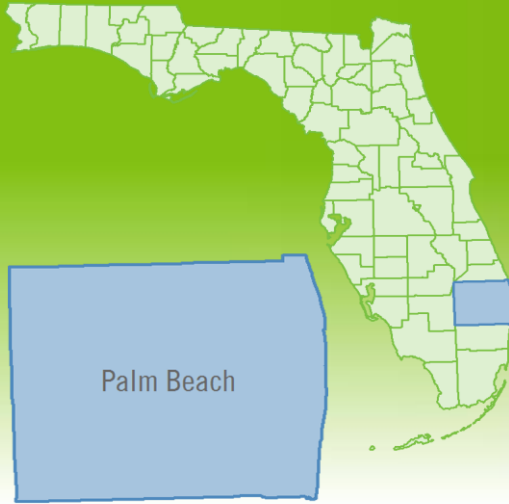
	Q4 2025	Q4 2024	Percent Change Year-over-Year
Closed Sales	3,523	2,925	20.4%
Paid in Cash	1,449	1,196	21.2%
Median Sale Price	\$630,000	\$615,000	2.4%
Average Sale Price	\$1,185,432	\$1,061,612	11.7%
Dollar Volume	\$4.2 Billion	\$3.1 Billion	34.5%
Med. Pct. of Orig. List Price Received	93.9%	94.2%	-0.3%
Median Time to Contract	50 Days	46 Days	8.7%
Median Time to Sale	91 Days	89 Days	2.2%
New Pending Sales	3,416	2,842	20.2%
New Listings	4,555	4,398	3.6%
Pending Inventory	1,419	1,260	12.6%
Inventory (Active Listings)	5,370	5,637	-4.7%
Months Supply of Inventory	4.6	5.1	-9.8%



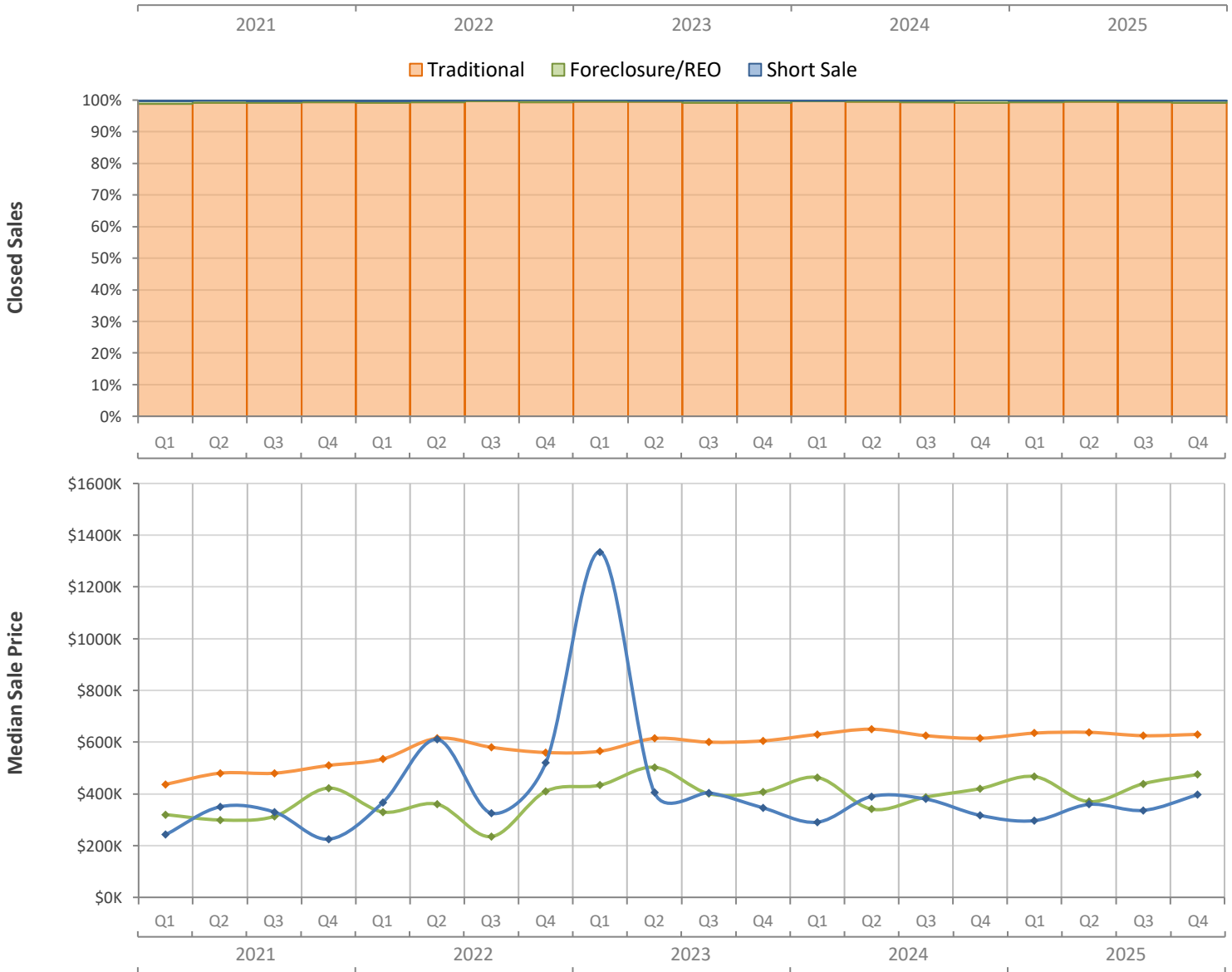
# Quarterly Distressed Market - Q4 2025

## Single-Family Homes

### Palm Beach County



		Q4 2025	Q4 2024	Percent Change Year-over-Year
Traditional	Closed Sales	3,491	2,900	20.4%
	Median Sale Price	\$630,000	\$615,000	2.4%
Foreclosure/REO	Closed Sales	26	22	18.2%
	Median Sale Price	\$474,950	\$420,400	13.0%
Short Sale	Closed Sales	6	3	100.0%
	Median Sale Price	\$396,400	\$317,000	25.0%



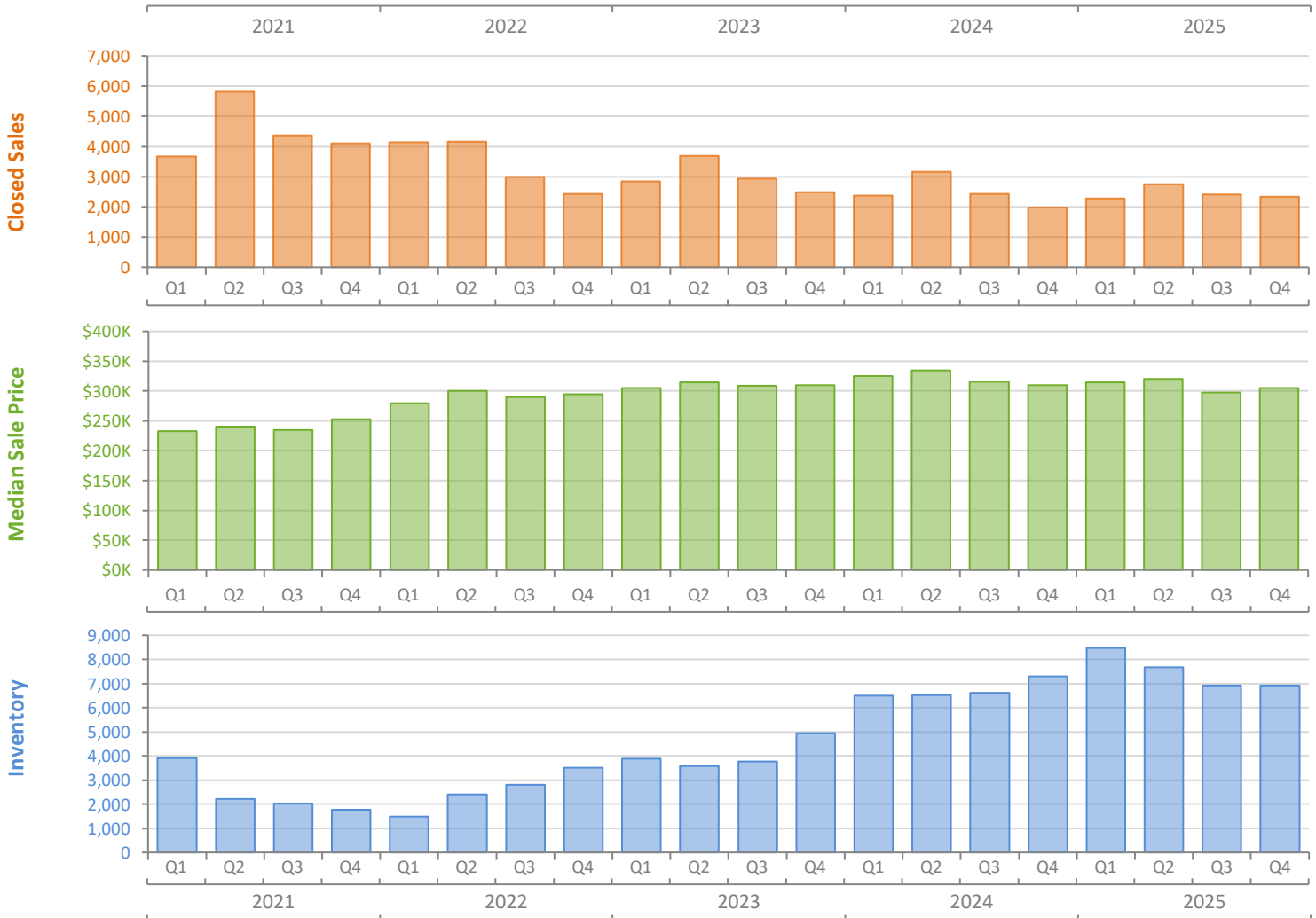
# Quarterly Market Summary - Q4 2025

## Townhouses and Condos

### Palm Beach County



	Q4 2025	Q4 2024	Percent Change Year-over-Year
Closed Sales	2,331	1,980	17.7%
Paid in Cash	1,366	1,148	19.0%
Median Sale Price	\$305,000	\$310,000	-1.6%
Average Sale Price	\$504,608	\$480,048	5.1%
Dollar Volume	\$1.2 Billion	\$950.5 Million	23.8%
Med. Pct. of Orig. List Price Received	91.7%	93.1%	-1.5%
Median Time to Contract	74 Days	61 Days	21.3%
Median Time to Sale	111 Days	98 Days	13.3%
New Pending Sales	2,367	2,004	18.1%
New Listings	4,275	4,557	-6.2%
Pending Inventory	1,137	989	15.0%
Inventory (Active Listings)	6,925	7,287	-5.0%
Months Supply of Inventory	8.5	8.8	-3.4%



# Quarterly Distressed Market - Q4 2025

## Townhouses and Condos

### Palm Beach County



		Q4 2025	Q4 2024	Percent Change Year-over-Year
Traditional	Closed Sales	2,310	1,961	17.8%
	Median Sale Price	\$310,000	\$313,000	-1.0%
Foreclosure/REO	Closed Sales	21	17	23.5%
	Median Sale Price	\$117,000	\$205,000	-42.9%
Short Sale	Closed Sales	0	2	-100.0%
	Median Sale Price	(No Sales)	\$117,500	N/A

