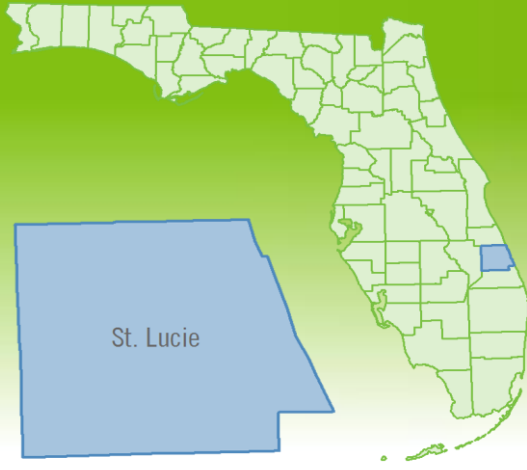


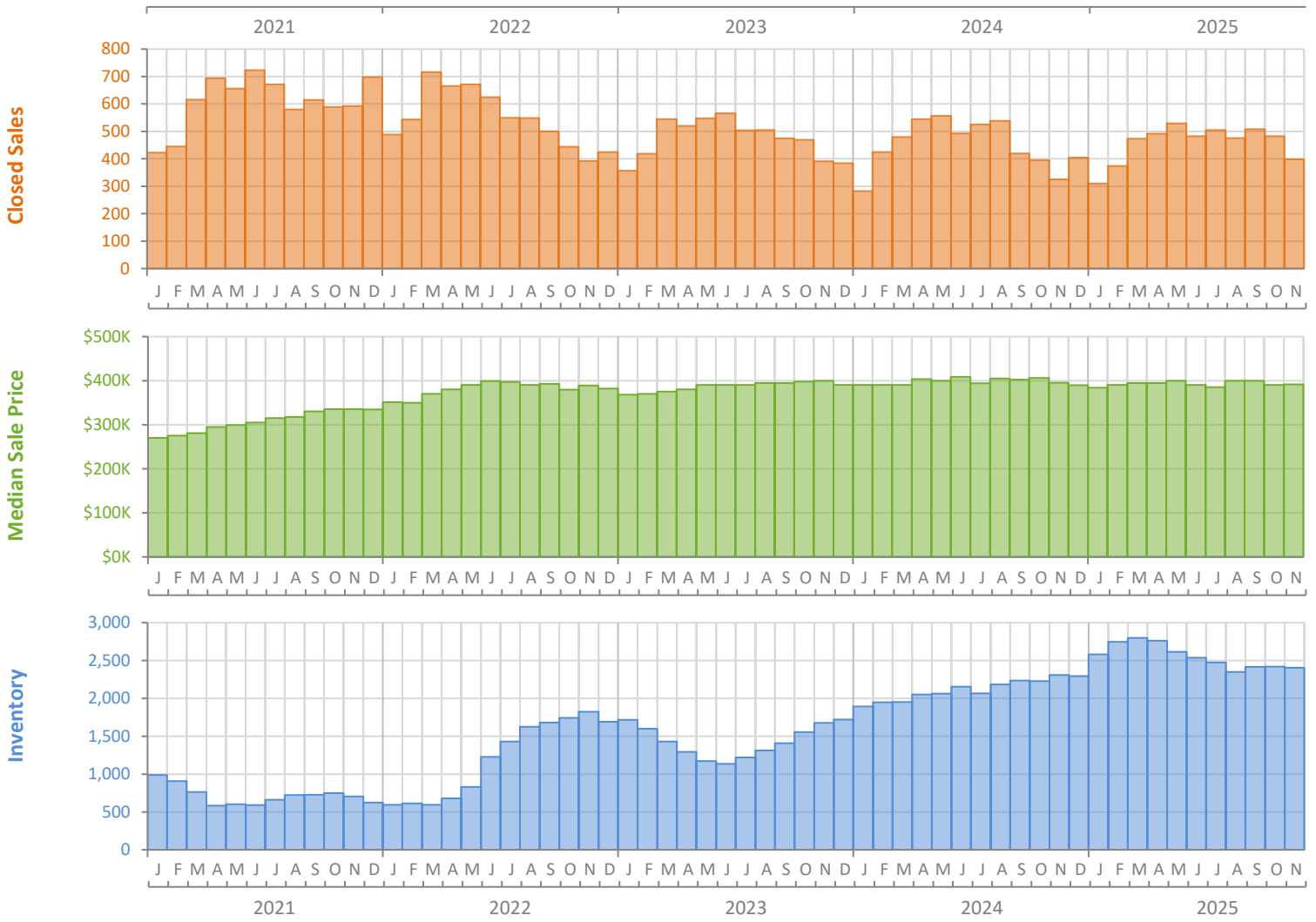
Monthly Market Summary - November 2025

Single-Family Homes

St. Lucie County



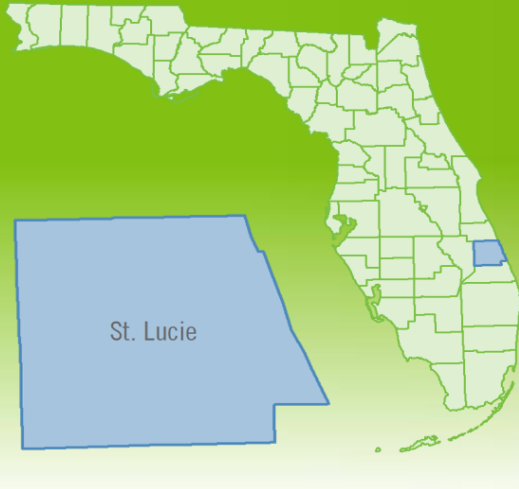
	November 2025	November 2024	Percent Change Year-over-Year
Closed Sales	398	325	22.5%
Paid in Cash	108	81	33.3%
Median Sale Price	\$391,750	\$395,500	-0.9%
Average Sale Price	\$448,335	\$417,835	7.3%
Dollar Volume	\$178.4 Million	\$135.8 Million	31.4%
Med. Pct. of Orig. List Price Received	96.0%	95.3%	0.7%
Median Time to Contract	49 Days	55 Days	-10.9%
Median Time to Sale	88 Days	99 Days	-11.1%
New Pending Sales	421	393	7.1%
New Listings	541	637	-15.1%
Pending Inventory	639	591	8.1%
Inventory (Active Listings)	2,406	2,311	4.1%
Months Supply of Inventory	5.3	5.2	1.9%



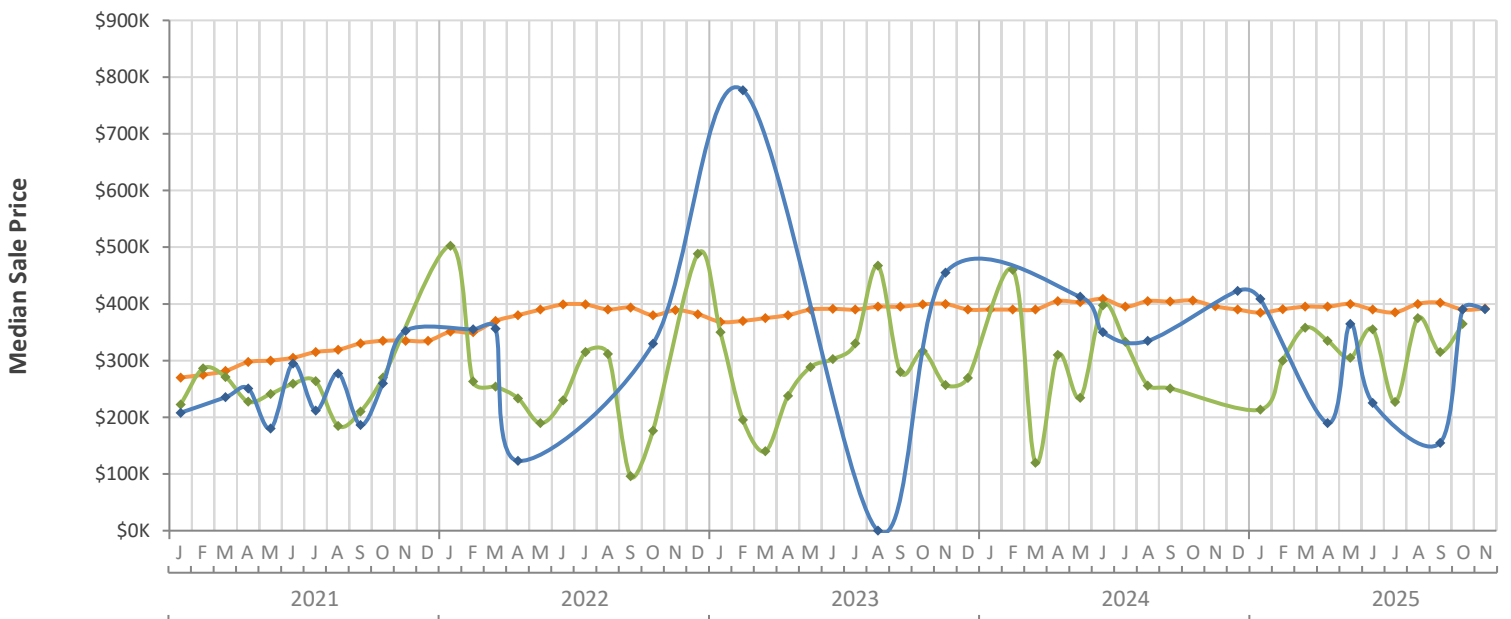
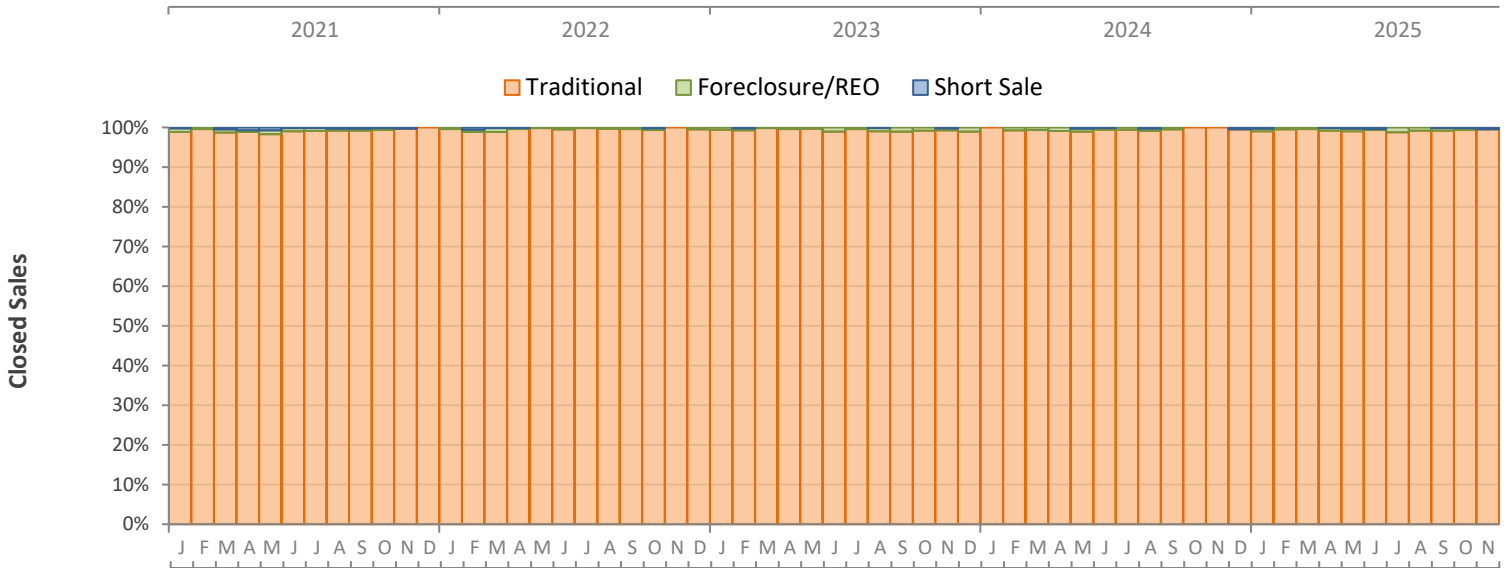
Monthly Distressed Market - November 2025

Single-Family Homes

St. Lucie County



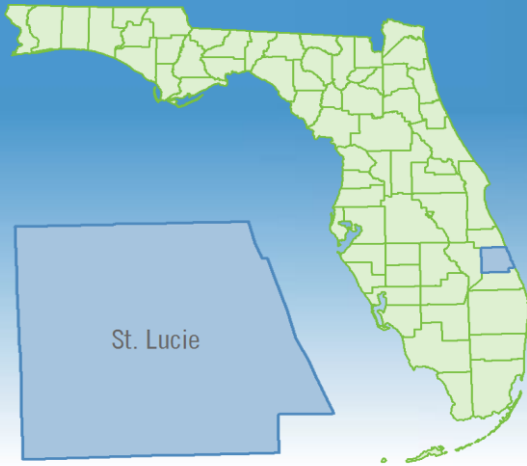
		November 2025	November 2024	Percent Change Year-over-Year
Traditional	Closed Sales	396	325	21.8%
	Median Sale Price	\$391,750	\$395,500	-0.9%
Foreclosure/REO	Closed Sales	0	0	N/A
	Median Sale Price	(No Sales)	(No Sales)	N/A
Short Sale	Closed Sales	2	0	N/A
	Median Sale Price	\$390,500	(No Sales)	N/A



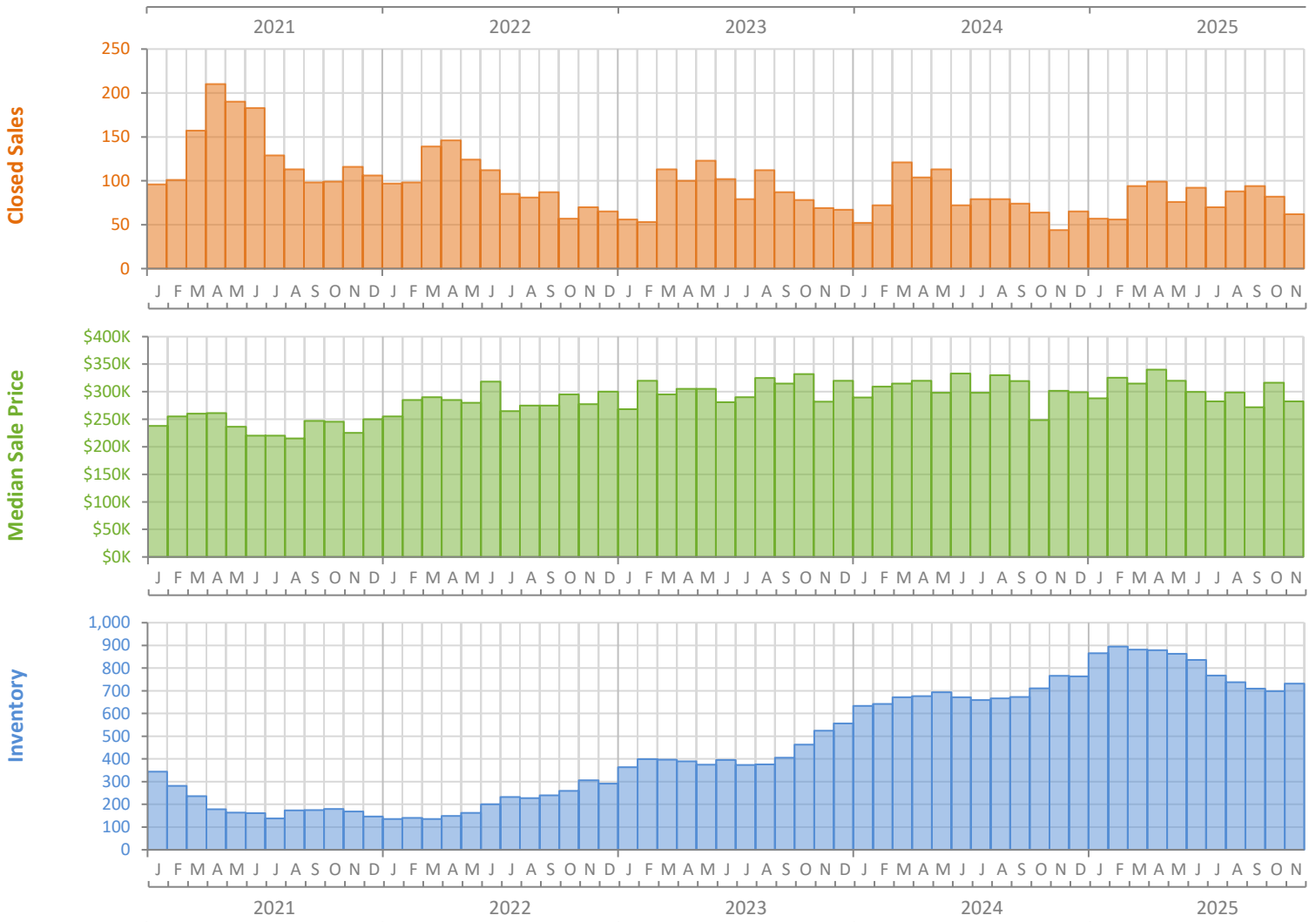
Monthly Market Summary - November 2025

Townhouses and Condos

St. Lucie County



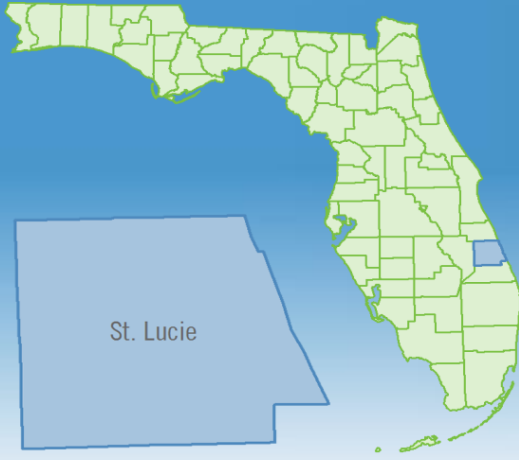
	November 2025	November 2024	Percent Change Year-over-Year
Closed Sales	62	44	40.9%
Paid in Cash	30	18	66.7%
Median Sale Price	\$282,500	\$301,493	-6.3%
Average Sale Price	\$330,003	\$307,772	7.2%
Dollar Volume	\$20.5 Million	\$13.5 Million	51.1%
Med. Pct. of Orig. List Price Received	91.6%	94.5%	-3.1%
Median Time to Contract	93 Days	50 Days	86.0%
Median Time to Sale	119 Days	94 Days	26.6%
New Pending Sales	76	53	43.4%
New Listings	136	152	-10.5%
Pending Inventory	110	83	32.5%
Inventory (Active Listings)	732	766	-4.4%
Months Supply of Inventory	9.4	9.8	-4.1%



Monthly Distressed Market - November 2025

Townhouses and Condos

St. Lucie County



		November 2025	November 2024	Percent Change Year-over-Year
Traditional	Closed Sales	61	44	38.6%
	Median Sale Price	\$285,000	\$301,493	-5.5%
Foreclosure/REO	Closed Sales	1	0	N/A
	Median Sale Price	\$100,000	(No Sales)	N/A
Short Sale	Closed Sales	0	0	N/A
	Median Sale Price	(No Sales)	(No Sales)	N/A

