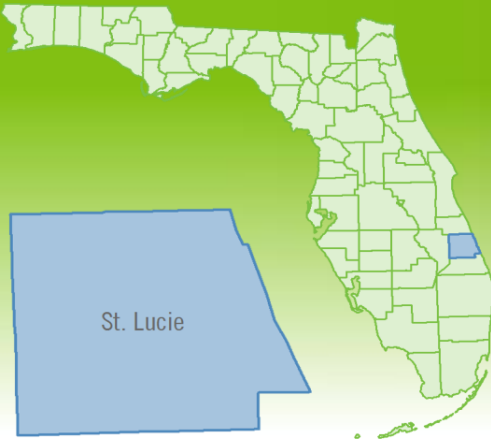


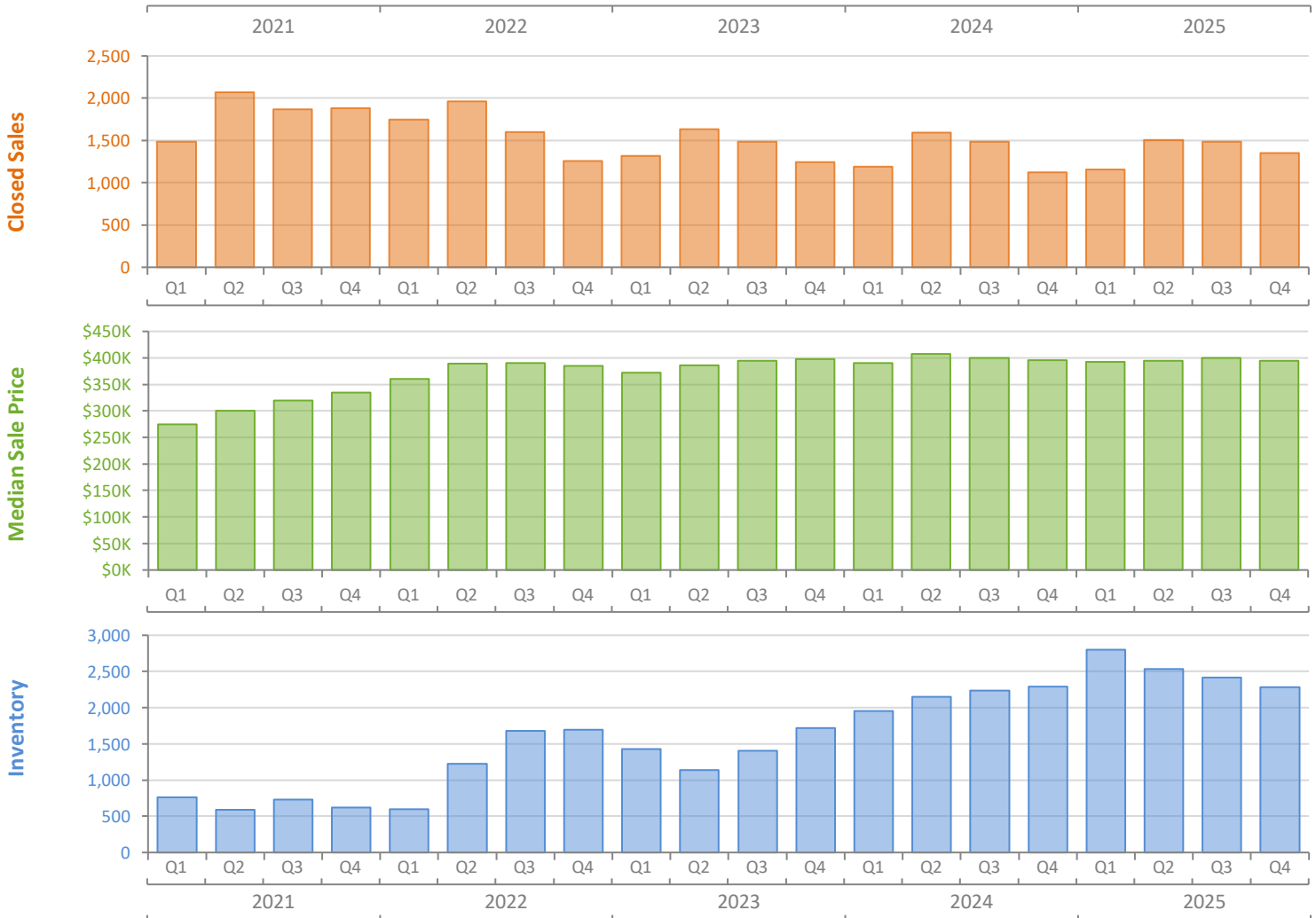
# Quarterly Market Summary - Q4 2025

## Single-Family Homes

### St. Lucie County



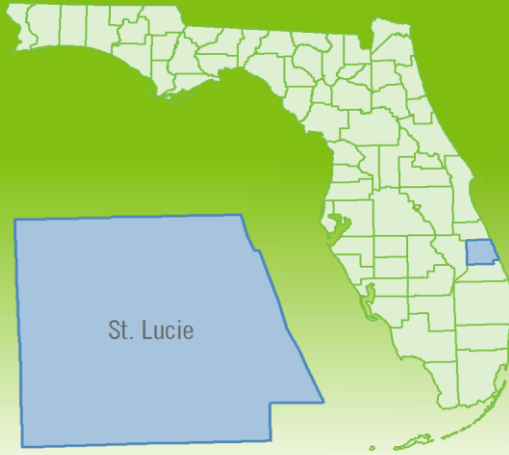
	Q4 2025	Q4 2024	Percent Change Year-over-Year
Closed Sales	1,351	1,124	20.2%
Paid in Cash	346	286	21.0%
Median Sale Price	\$395,000	\$395,880	-0.2%
Average Sale Price	\$439,365	\$427,249	2.8%
Dollar Volume	\$593.6 Million	\$480.2 Million	23.6%
Med. Pct. of Orig. List Price Received	95.4%	95.6%	-0.2%
Median Time to Contract	56 Days	57 Days	-1.8%
Median Time to Sale	95 Days	98 Days	-3.1%
New Pending Sales	1,296	1,119	15.8%
New Listings	1,727	1,742	-0.9%
Pending Inventory	509	500	1.8%
Inventory (Active Listings)	2,284	2,293	-0.4%
Months Supply of Inventory	5.0	5.1	-2.0%



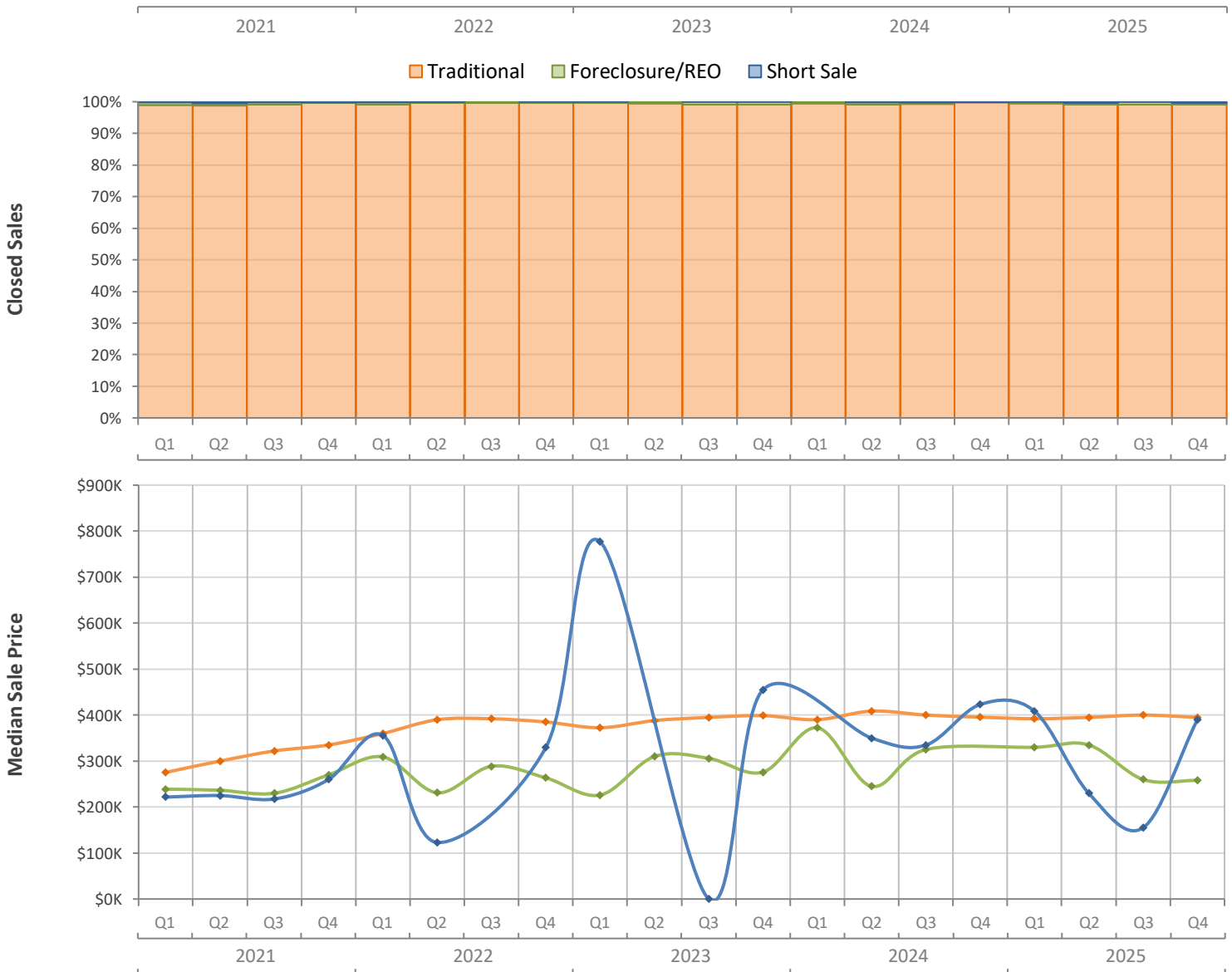
# Quarterly Distressed Market - Q4 2025

## Single-Family Homes

### St. Lucie County



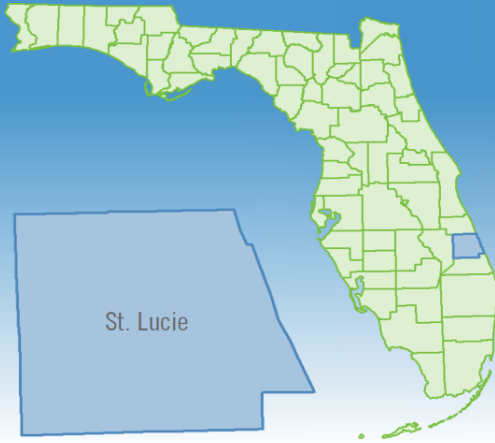
		Q4 2025	Q4 2024	Percent Change Year-over-Year
Traditional	Closed Sales	1,340	1,122	19.4%
	Median Sale Price	\$395,000	\$395,500	-0.1%
Foreclosure/REO	Closed Sales	6	0	N/A
	Median Sale Price	\$257,900	(No Sales)	N/A
Short Sale	Closed Sales	5	2	150.0%
	Median Sale Price	\$390,000	\$423,000	-7.8%



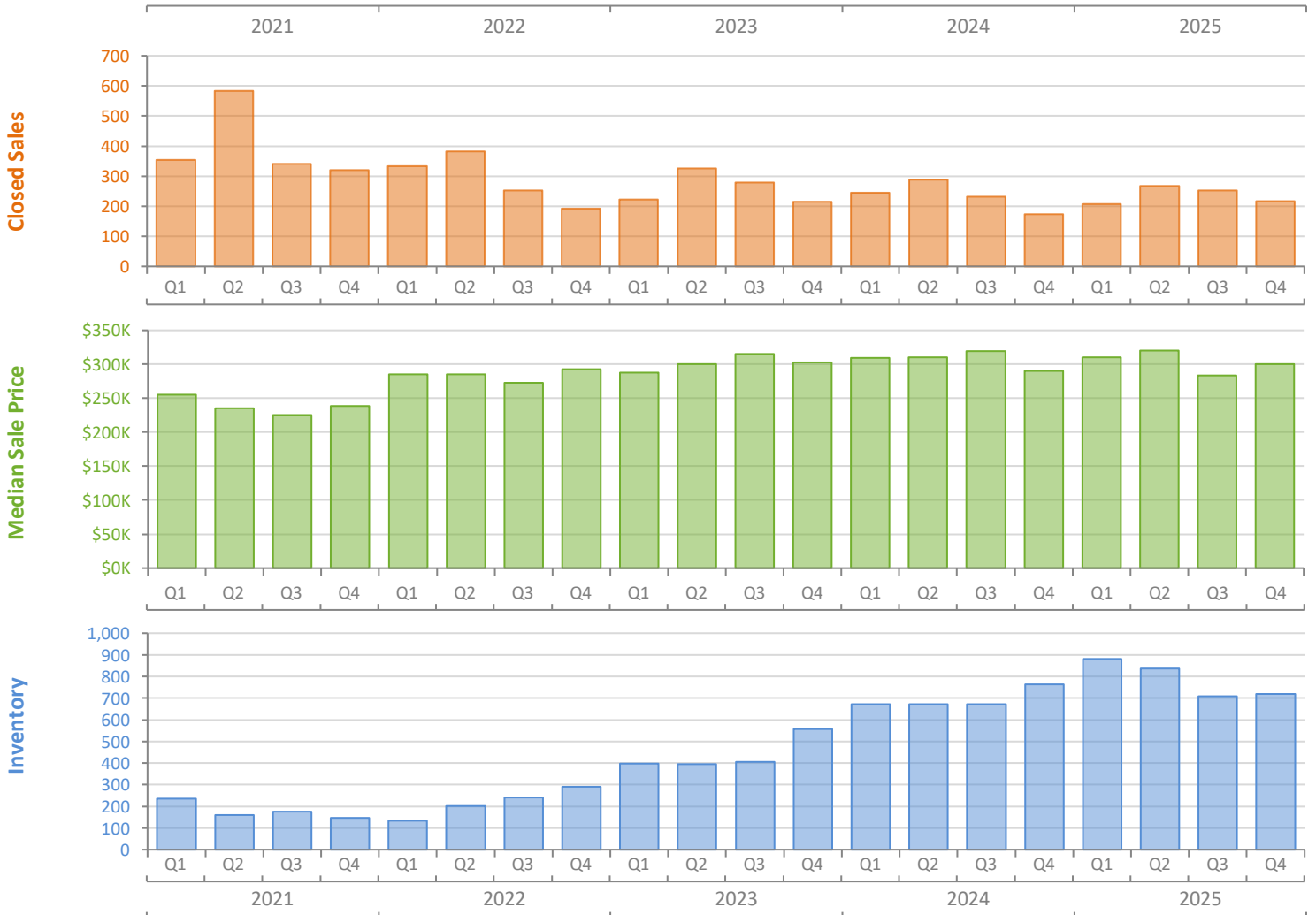
# Quarterly Market Summary - Q4 2025

## Townhouses and Condos

### St. Lucie County



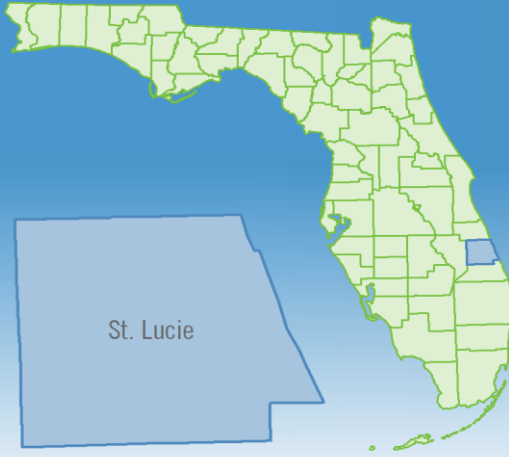
	Q4 2025	Q4 2024	Percent Change Year-over-Year
Closed Sales	216	173	24.9%
Paid in Cash	116	81	43.2%
Median Sale Price	\$300,000	\$290,500	3.3%
Average Sale Price	\$344,083	\$311,484	10.5%
Dollar Volume	\$74.3 Million	\$53.9 Million	37.9%
Med. Pct. of Orig. List Price Received	90.7%	93.9%	-3.4%
Median Time to Contract	97 Days	75 Days	29.3%
Median Time to Sale	141 Days	115 Days	22.6%
New Pending Sales	213	174	22.4%
New Listings	366	422	-13.3%
Pending Inventory	79	76	3.9%
Inventory (Active Listings)	718	764	-6.0%
Months Supply of Inventory	9.1	9.8	-7.1%



# Quarterly Distressed Market - Q4 2025

## Townhouses and Condos

### St. Lucie County



		Q4 2025	Q4 2024	Percent Change Year-over-Year
Traditional	Closed Sales	214	173	23.7%
	Median Sale Price	\$300,000	\$290,500	3.3%
Foreclosure/REO	Closed Sales	2	0	N/A
	Median Sale Price	\$206,215	(No Sales)	N/A
Short Sale	Closed Sales	0	0	N/A
	Median Sale Price	(No Sales)	(No Sales)	N/A

