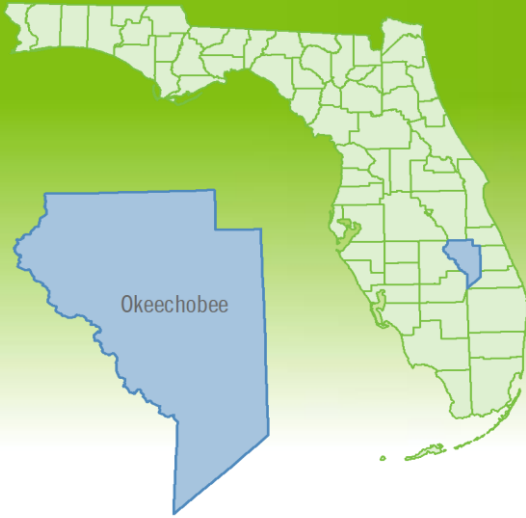


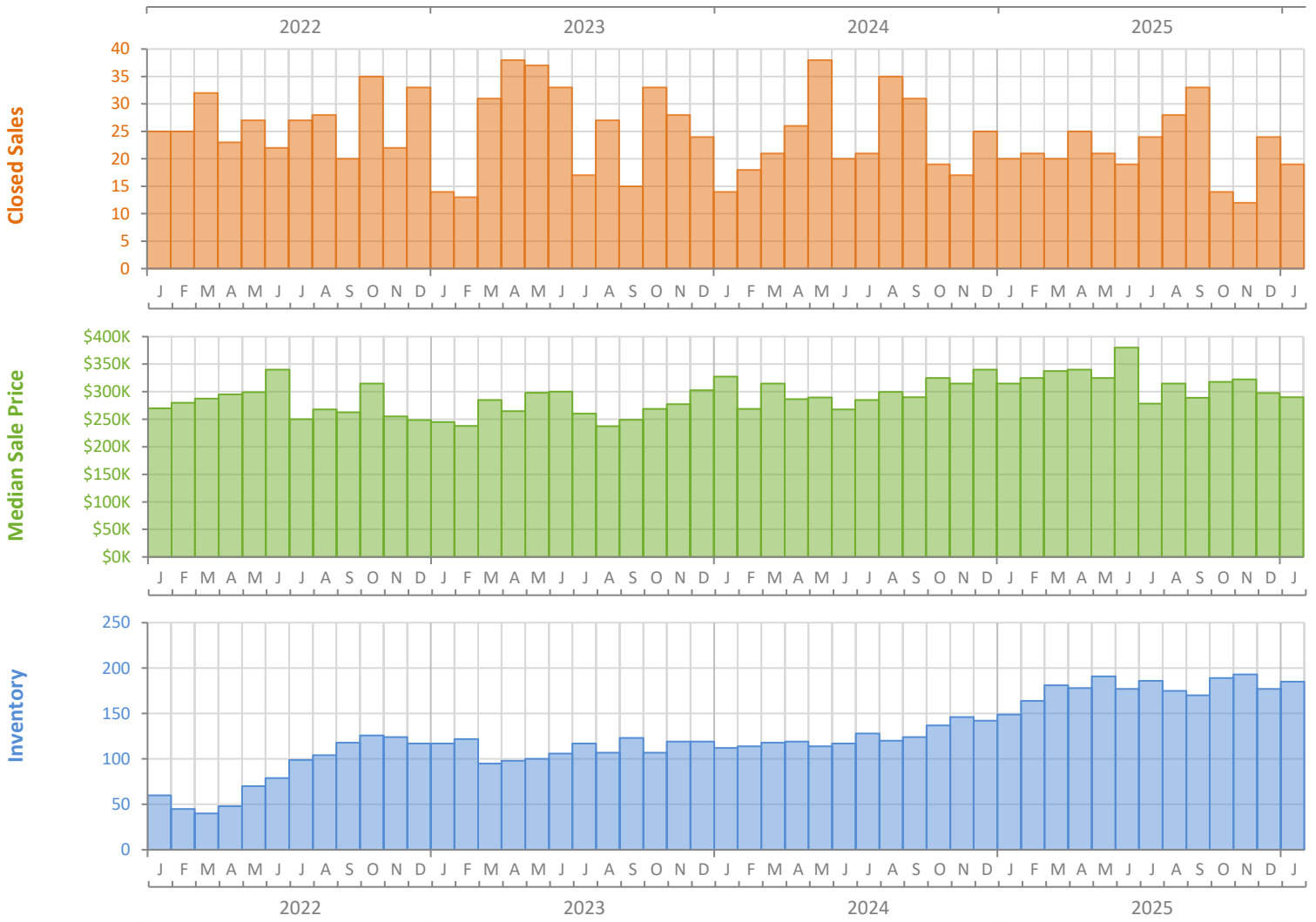
Monthly Market Summary - January 2026

Single-Family Homes

Okeechobee County



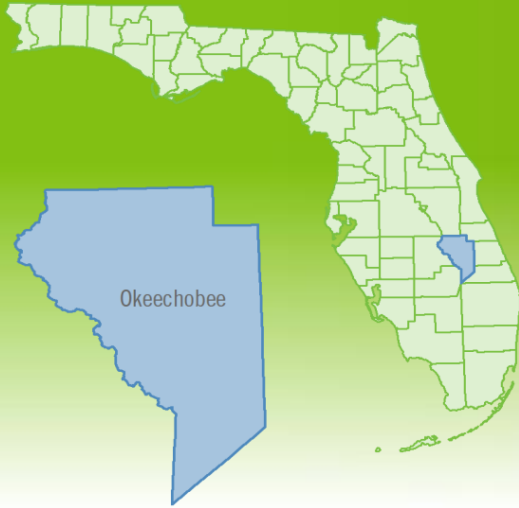
	January 2026	January 2025	Percent Change Year-over-Year
Closed Sales	19	20	-5.0%
Paid in Cash	8	12	-33.3%
Median Sale Price	\$290,000	\$315,000	-7.9%
Average Sale Price	\$300,947	\$354,000	-15.0%
Dollar Volume	\$5.7 Million	\$7.1 Million	-19.2%
Med. Pct. of Orig. List Price Received	93.0%	93.8%	-0.9%
Median Time to Contract	72 Days	52 Days	38.5%
Median Time to Sale	112 Days	76 Days	47.4%
New Pending Sales	24	31	-22.6%
New Listings	38	39	-2.6%
Pending Inventory	40	42	-4.8%
Inventory (Active Listings)	185	149	24.2%
Months Supply of Inventory	8.5	6.1	39.3%



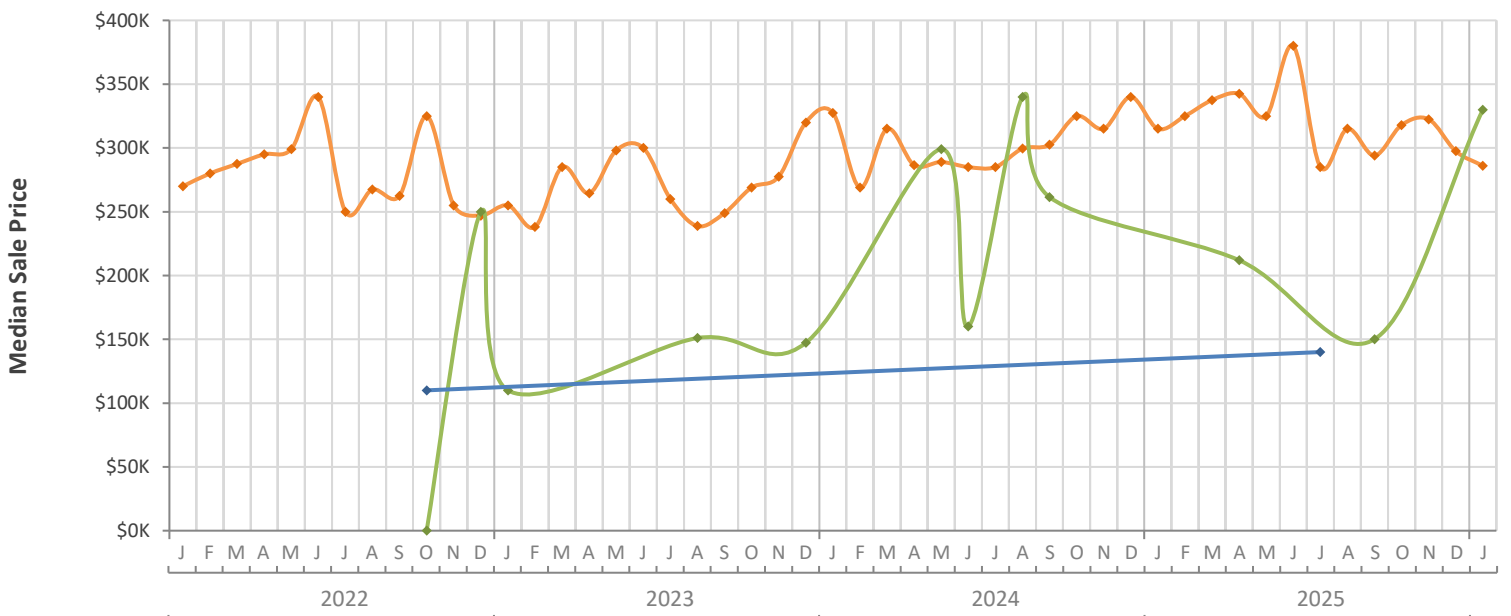
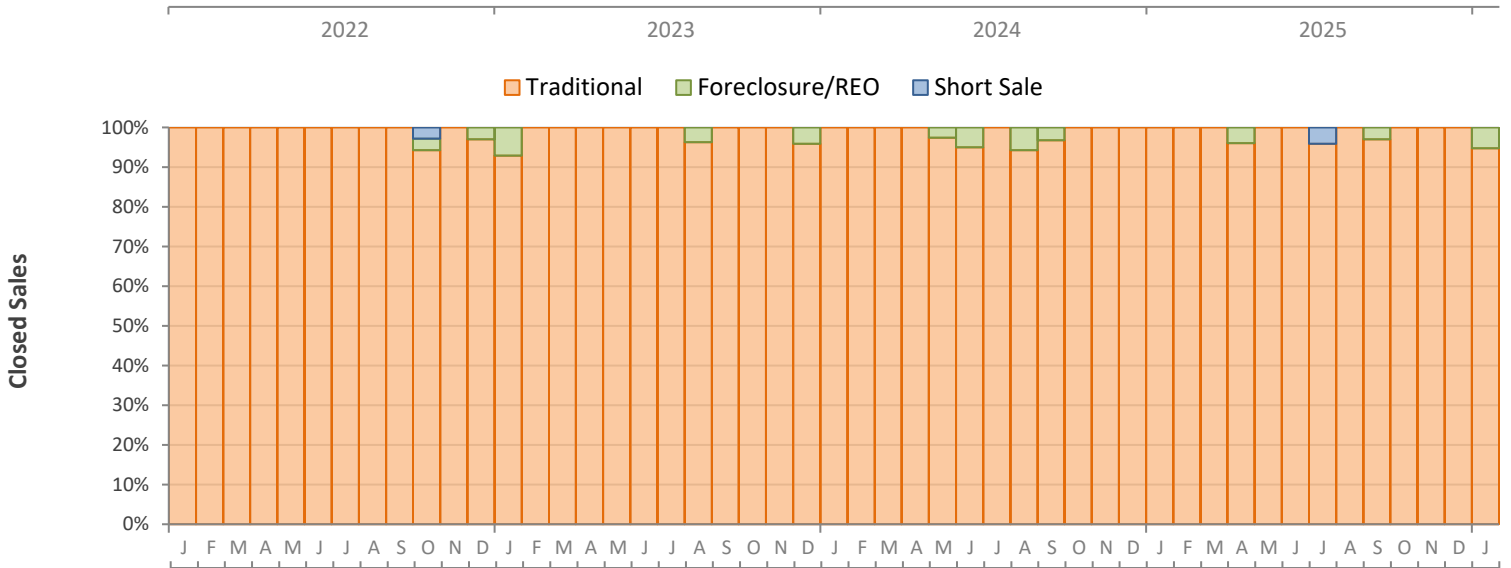
Monthly Distressed Market - January 2026

Single-Family Homes

Okeechobee County



		January 2026	January 2025	Percent Change Year-over-Year
Traditional	Closed Sales	18	20	-10.0%
	Median Sale Price	\$286,000	\$315,000	-9.2%
Foreclosure/REO	Closed Sales	1	0	N/A
	Median Sale Price	\$330,000	(No Sales)	N/A
Short Sale	Closed Sales	0	0	N/A
	Median Sale Price	(No Sales)	(No Sales)	N/A



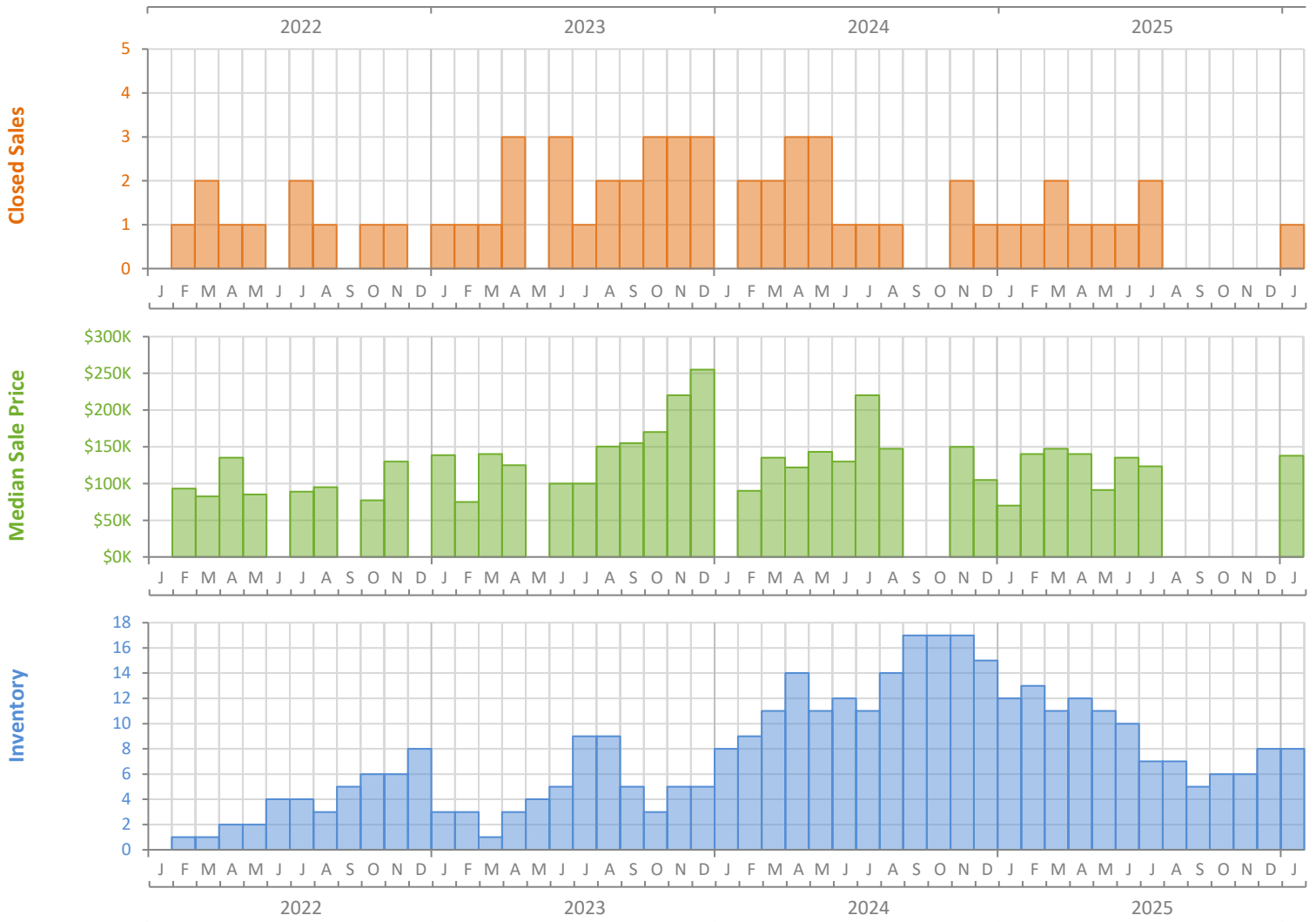
Monthly Market Summary - January 2026

Townhouses and Condos

Okeechobee County



	January 2026	January 2025	Percent Change Year-over-Year
Closed Sales	1	1	0.0%
Paid in Cash	1	1	0.0%
Median Sale Price	\$138,000	\$70,000	97.1%
Average Sale Price	\$138,000	\$70,000	97.1%
Dollar Volume	\$138,000	\$70,000	97.1%
Med. Pct. of Orig. List Price Received	95.2%	71.4%	33.3%
Median Time to Contract	27 Days	115 Days	-76.5%
Median Time to Sale	52 Days	130 Days	-60.0%
New Pending Sales	1	2	-50.0%
New Listings	1	1	0.0%
Pending Inventory	0	1	-100.0%
Inventory (Active Listings)	8	12	-33.3%
Months Supply of Inventory	10.7	8.5	25.9%



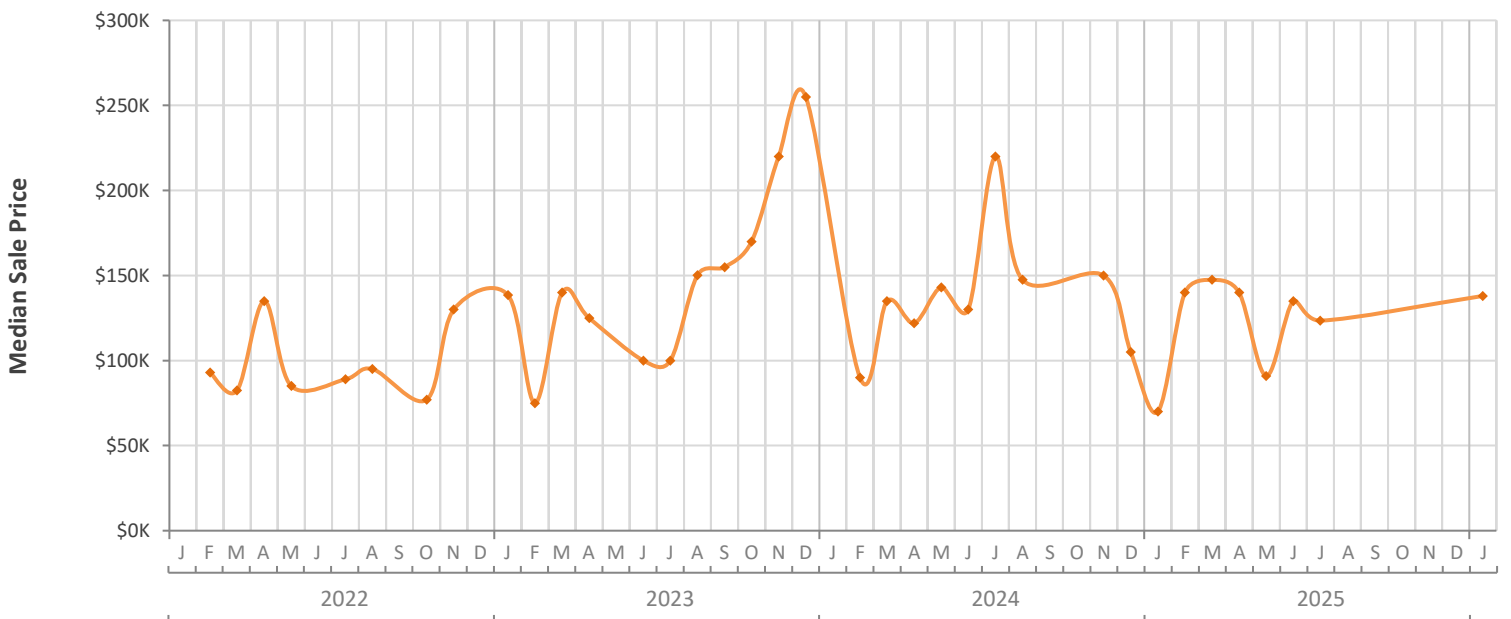
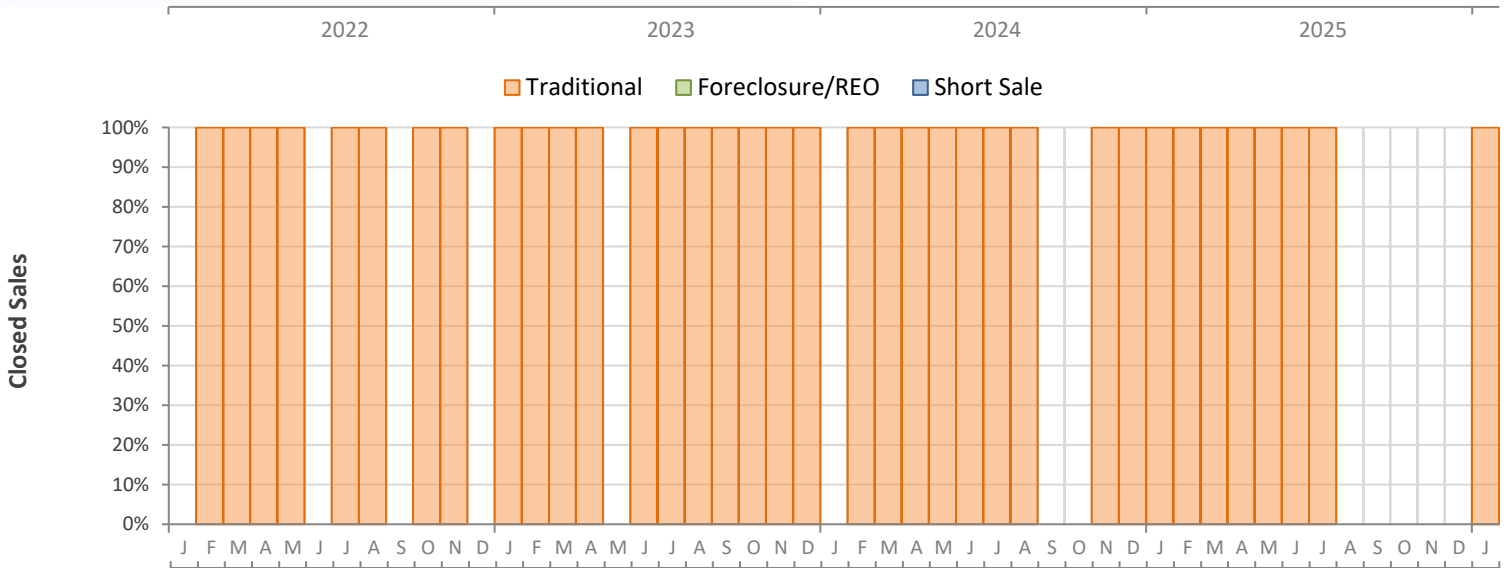
Monthly Distressed Market - January 2026

Townhouses and Condos

Okeechobee County



		January 2026	January 2025	Percent Change Year-over-Year
Traditional	Closed Sales	1	1	0.0%
	Median Sale Price	\$138,000	\$70,000	97.1%
Foreclosure/REO	Closed Sales	0	0	N/A
	Median Sale Price	(No Sales)	(No Sales)	N/A
Short Sale	Closed Sales	0	0	N/A
	Median Sale Price	(No Sales)	(No Sales)	N/A



Produced by Florida REALTORS® with data provided by Florida's multiple listing services. Statistics for each month compiled from MLS feeds on the 10th day of the following month. Data released on Tuesday, February 17, 2026. Next data release is Monday, March 16, 2026.