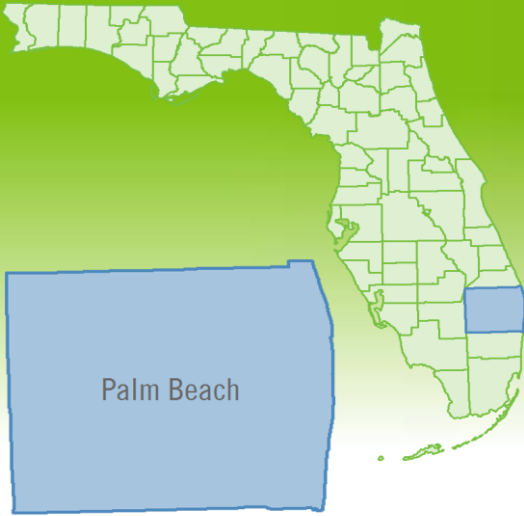


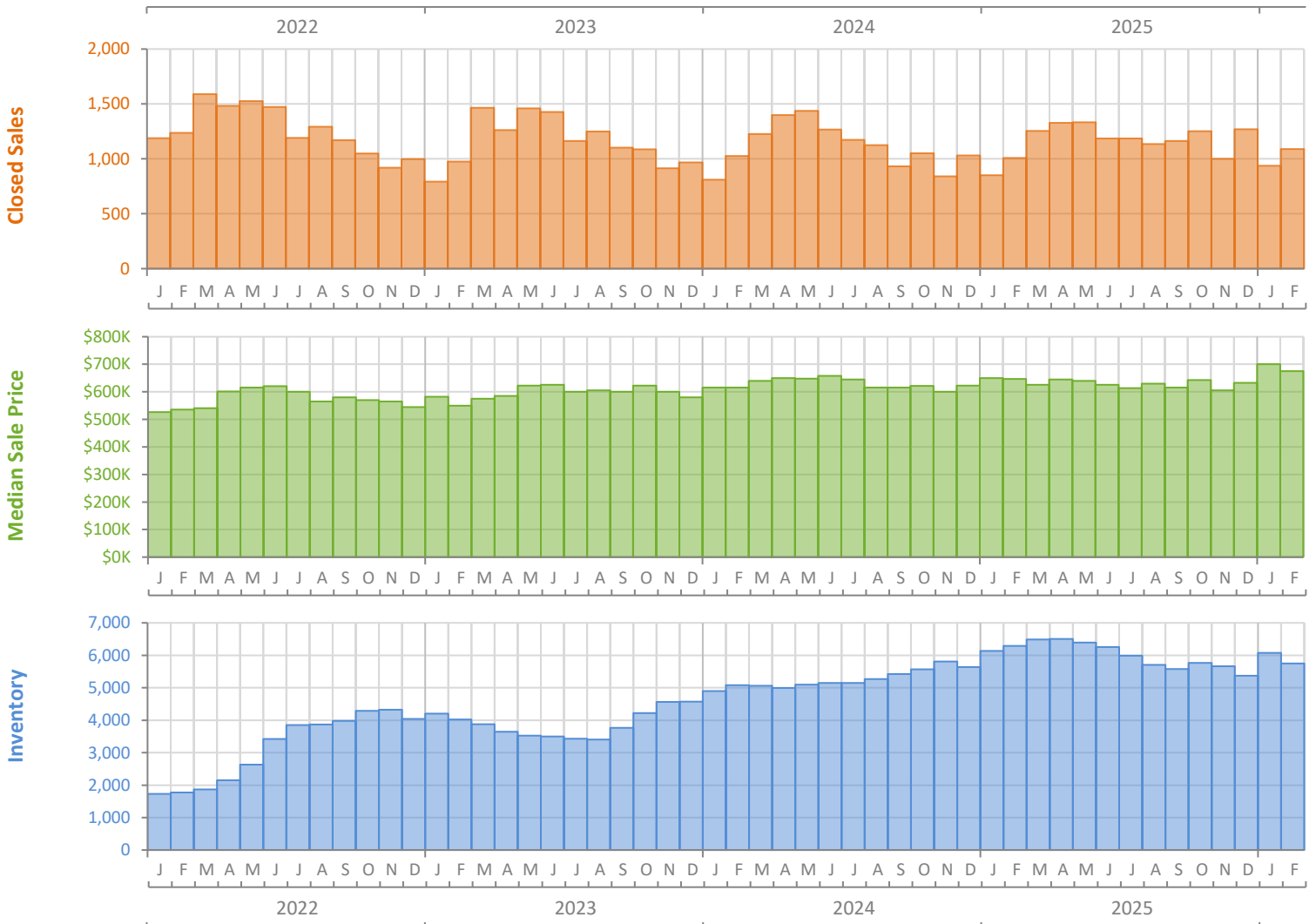
# Monthly Market Summary - February 2026

## Single-Family Homes

### Palm Beach County



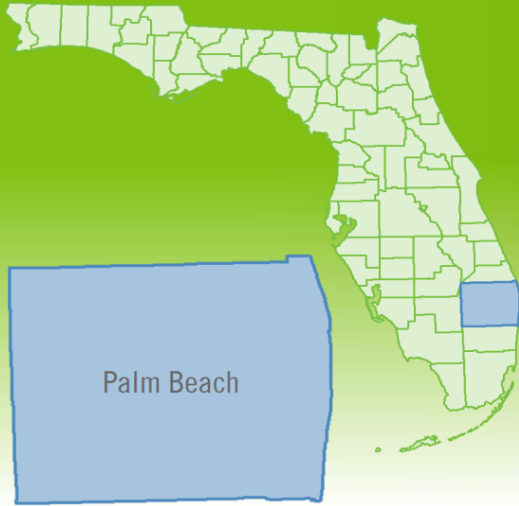
	February 2026	February 2025	Percent Change Year-over-Year
Closed Sales	1,089	1,009	7.9%
Paid in Cash	512	450	13.8%
Median Sale Price	\$675,000	\$647,000	4.3%
Average Sale Price	\$1,453,078	\$1,264,860	14.9%
Dollar Volume	\$1.6 Billion	\$1.3 Billion	24.0%
Med. Pct. of Orig. List Price Received	94.4%	93.9%	0.5%
Median Time to Contract	53 Days	50 Days	6.0%
Median Time to Sale	91 Days	89 Days	2.2%
New Pending Sales	1,441	1,372	5.0%
New Listings	1,708	1,874	-8.9%
Pending Inventory	2,034	1,899	7.1%
Inventory (Active Listings)	5,749	6,292	-8.6%
Months Supply of Inventory	4.9	5.7	-14.0%



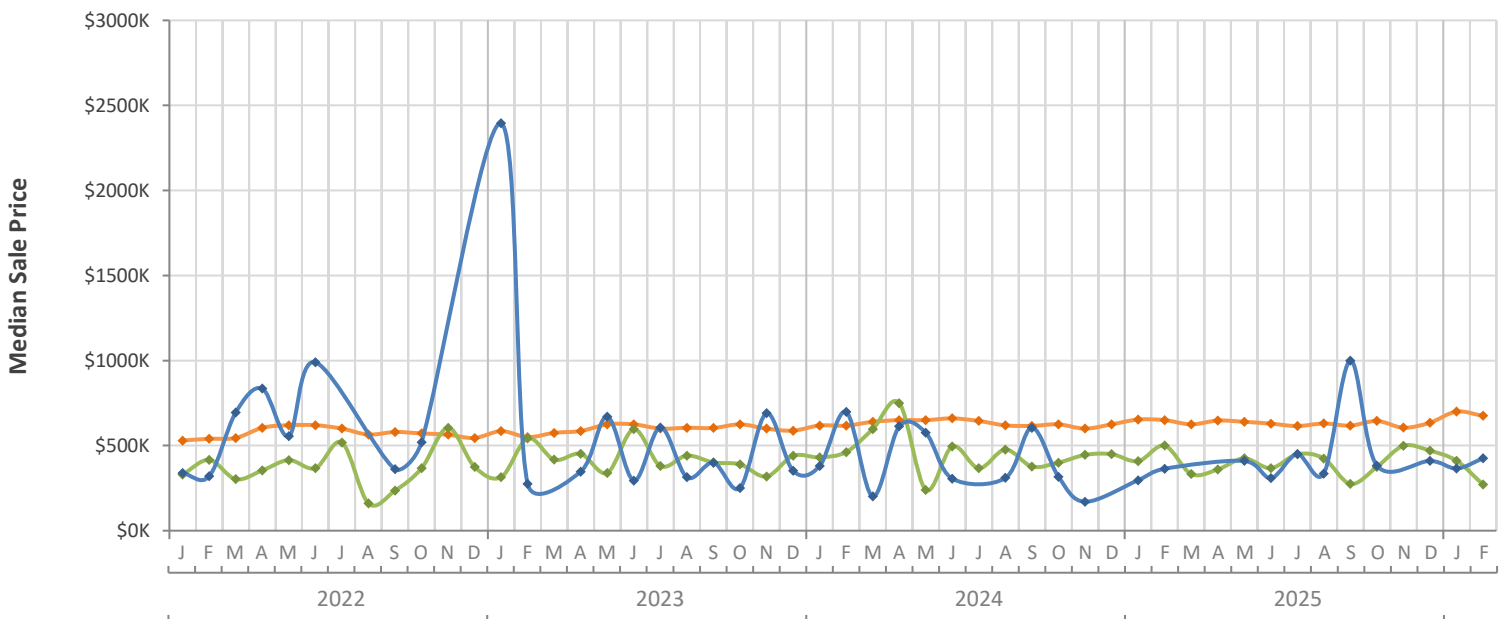
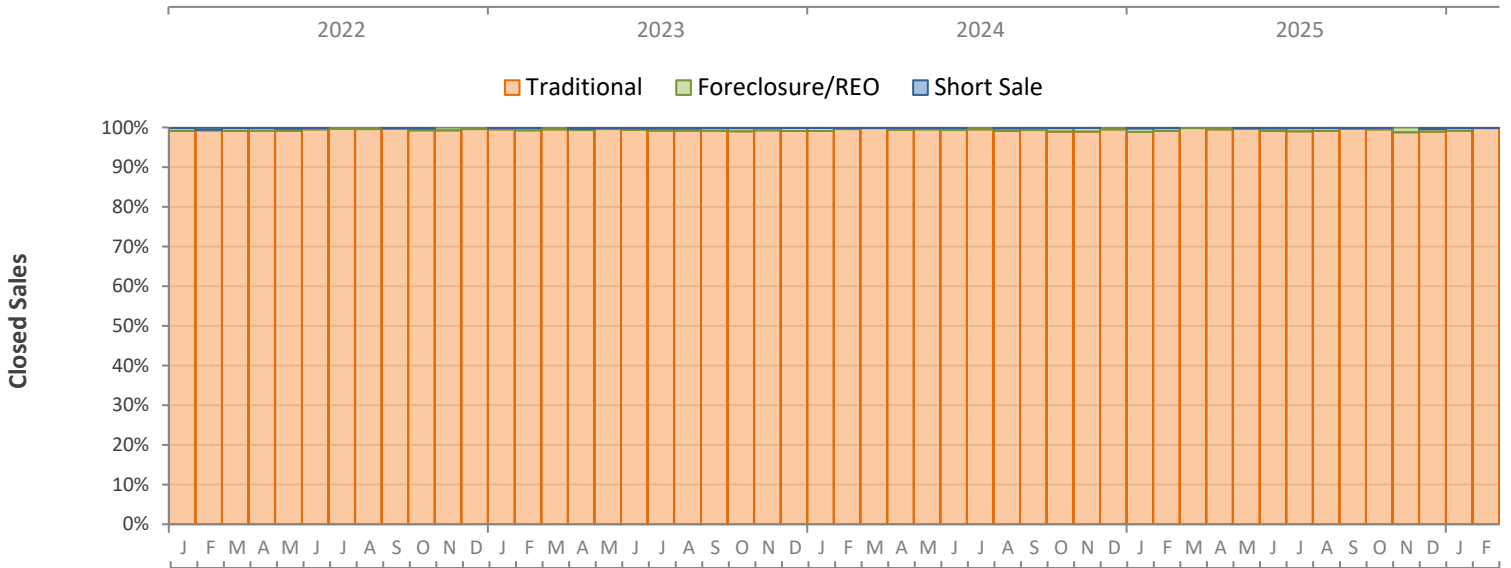
# Monthly Distressed Market - February 2026

## Single-Family Homes

### Palm Beach County



		February 2026	February 2025	Percent Change Year-over-Year
Traditional	Closed Sales	1,087	1,000	8.7%
	Median Sale Price	\$675,000	\$650,000	3.8%
Foreclosure/REO	Closed Sales	1	7	-85.7%
	Median Sale Price	\$270,700	\$500,000	-45.9%
Short Sale	Closed Sales	1	2	-50.0%
	Median Sale Price	\$425,000	\$364,000	16.8%



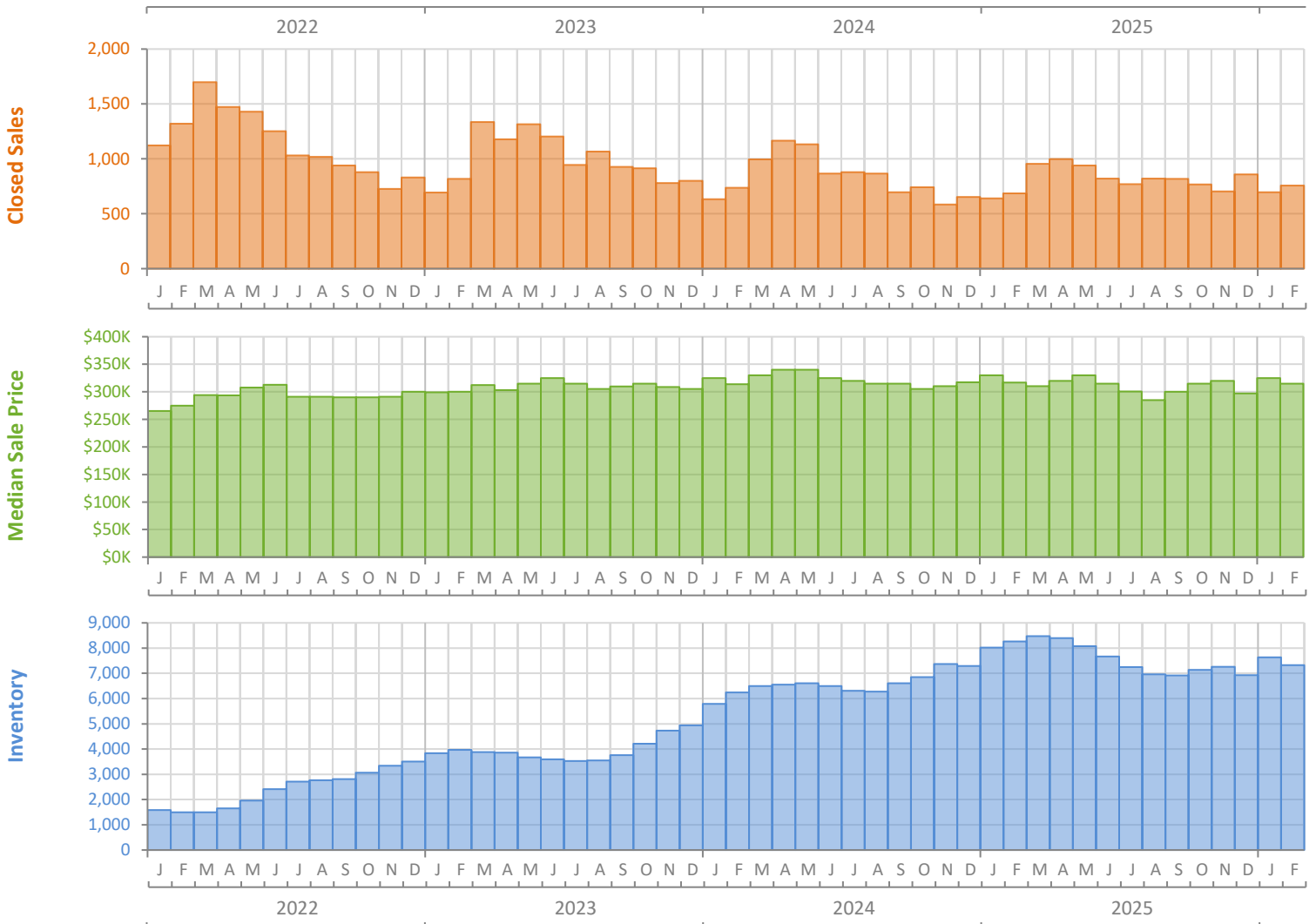
# Monthly Market Summary - February 2026

## Townhouses and Condos

### Palm Beach County



	February 2026	February 2025	Percent Change Year-over-Year
Closed Sales	758	685	10.7%
Paid in Cash	502	446	12.6%
Median Sale Price	\$315,000	\$317,000	-0.6%
Average Sale Price	\$553,664	\$576,023	-3.9%
Dollar Volume	\$419.7 Million	\$394.6 Million	6.4%
Med. Pct. of Orig. List Price Received	91.8%	91.7%	0.1%
Median Time to Contract	69 Days	66 Days	4.5%
Median Time to Sale	105 Days	102 Days	2.9%
New Pending Sales	1,106	985	12.3%
New Listings	1,580	1,819	-13.1%
Pending Inventory	1,633	1,464	11.5%
Inventory (Active Listings)	7,323	8,267	-11.4%
Months Supply of Inventory	8.9	10.0	-11.0%



# Monthly Distressed Market - February 2026

## Townhouses and Condos

### Palm Beach County



		February 2026	February 2025	Percent Change Year-over-Year
Traditional	Closed Sales	750	682	10.0%
	Median Sale Price	\$315,000	\$318,750	-1.2%
Foreclosure/REO	Closed Sales	5	1	400.0%
	Median Sale Price	\$117,500	\$196,500	-40.2%
Short Sale	Closed Sales	3	2	50.0%
	Median Sale Price	\$200,000	\$125,575	59.3%

