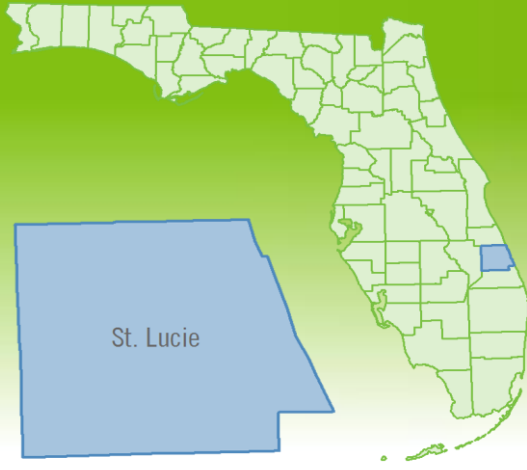


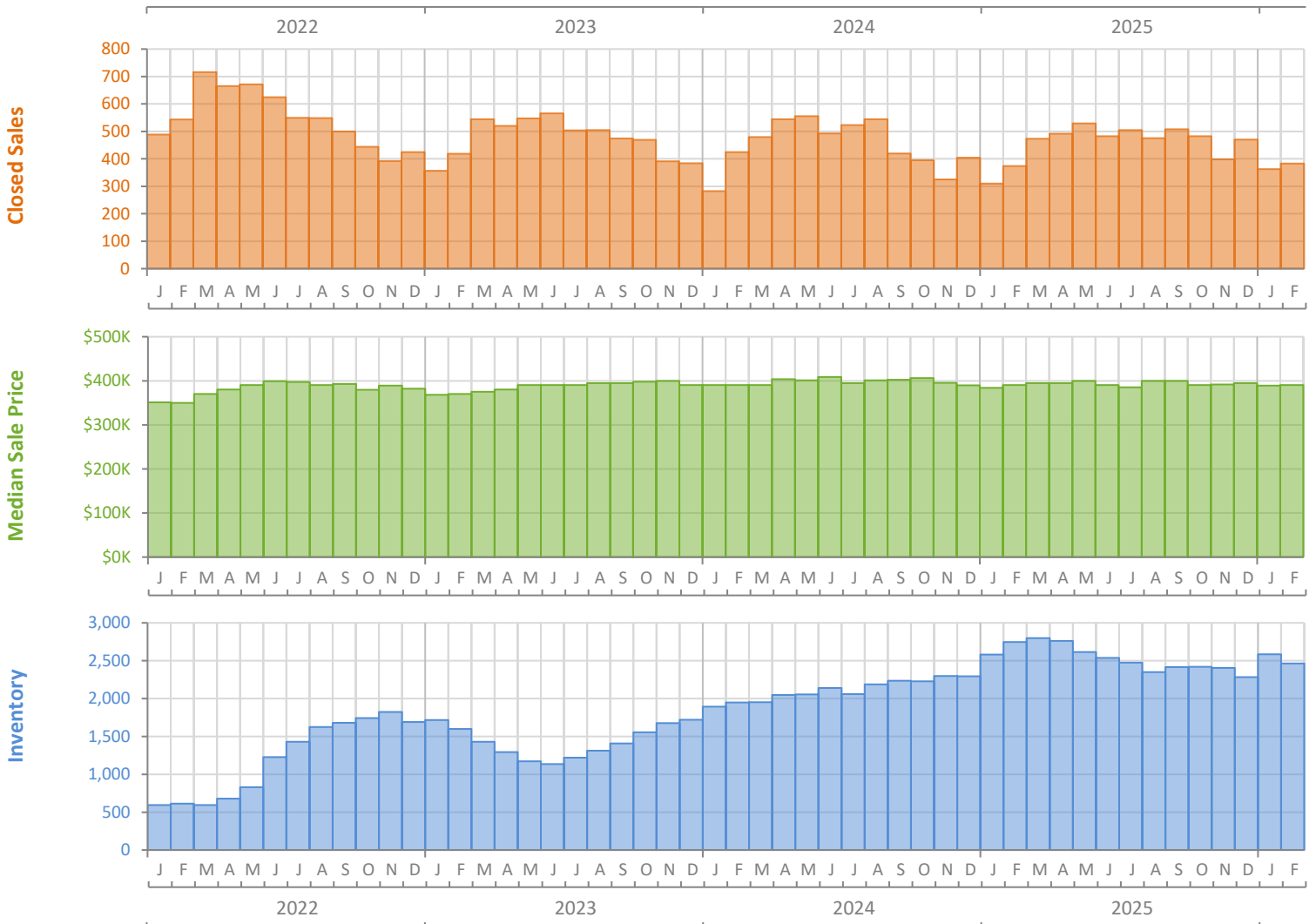
Monthly Market Summary - February 2026

Single-Family Homes

St. Lucie County



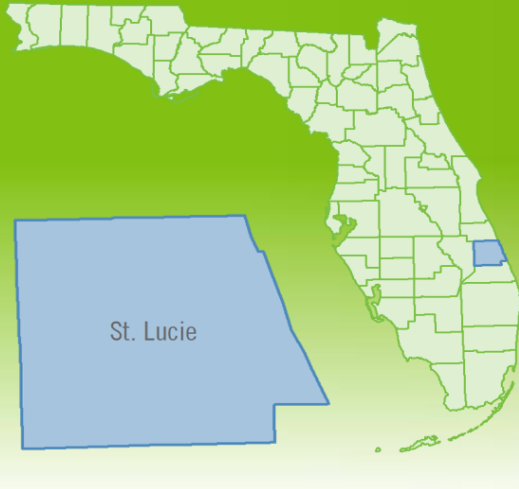
	February 2026	February 2025	Percent Change Year-over-Year
Closed Sales	383	374	2.4%
Paid in Cash	124	94	31.9%
Median Sale Price	\$390,000	\$390,500	-0.1%
Average Sale Price	\$420,206	\$441,346	-4.8%
Dollar Volume	\$160.9 Million	\$165.1 Million	-2.5%
Med. Pct. of Orig. List Price Received	94.9%	95.9%	-1.0%
Median Time to Contract	58 Days	60 Days	-3.3%
Median Time to Sale	94 Days	97 Days	-3.1%
New Pending Sales	493	474	4.0%
New Listings	670	755	-11.3%
Pending Inventory	702	671	4.6%
Inventory (Active Listings)	2,463	2,747	-10.3%
Months Supply of Inventory	5.3	6.1	-13.1%



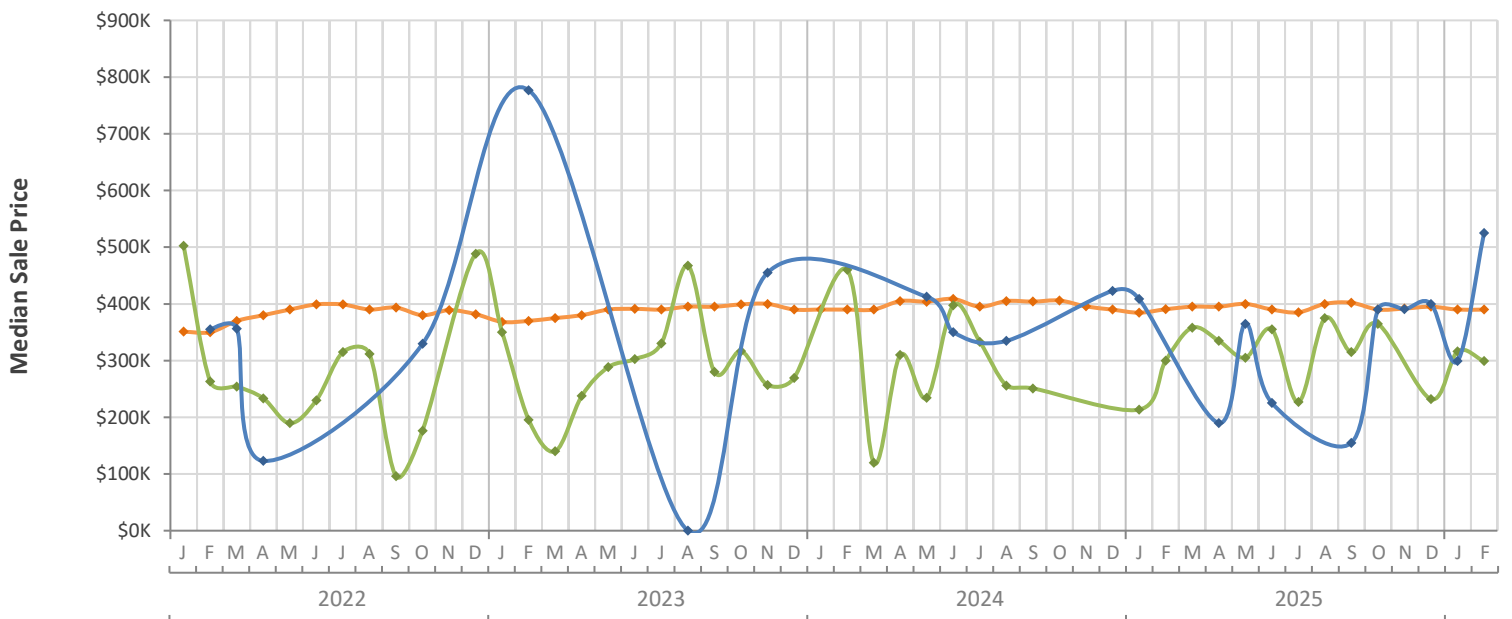
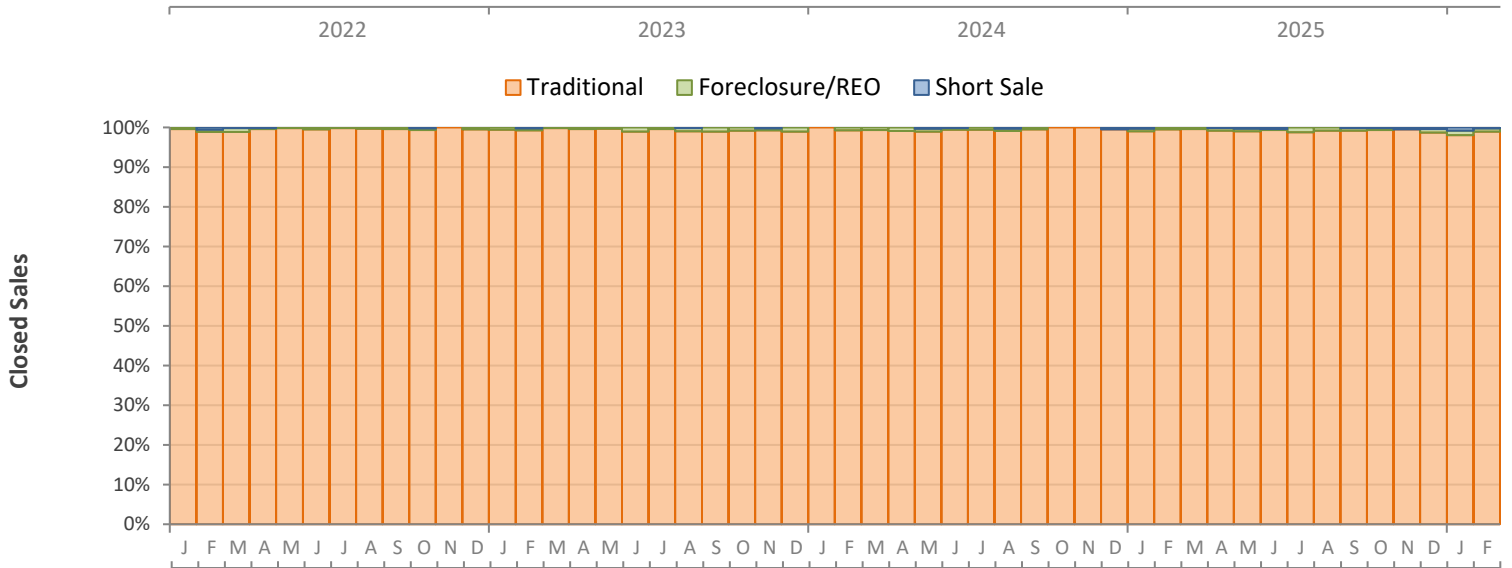
Monthly Distressed Market - February 2026

Single-Family Homes

St. Lucie County



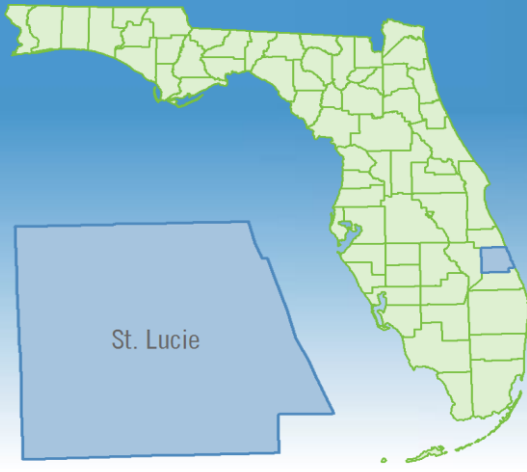
		February 2026	February 2025	Percent Change Year-over-Year
Traditional	Closed Sales	379	372	1.9%
	Median Sale Price	\$390,000	\$390,500	-0.1%
Foreclosure/REO	Closed Sales	3	2	50.0%
	Median Sale Price	\$299,000	\$299,750	-0.3%
Short Sale	Closed Sales	1	0	N/A
	Median Sale Price	\$525,000	(No Sales)	N/A



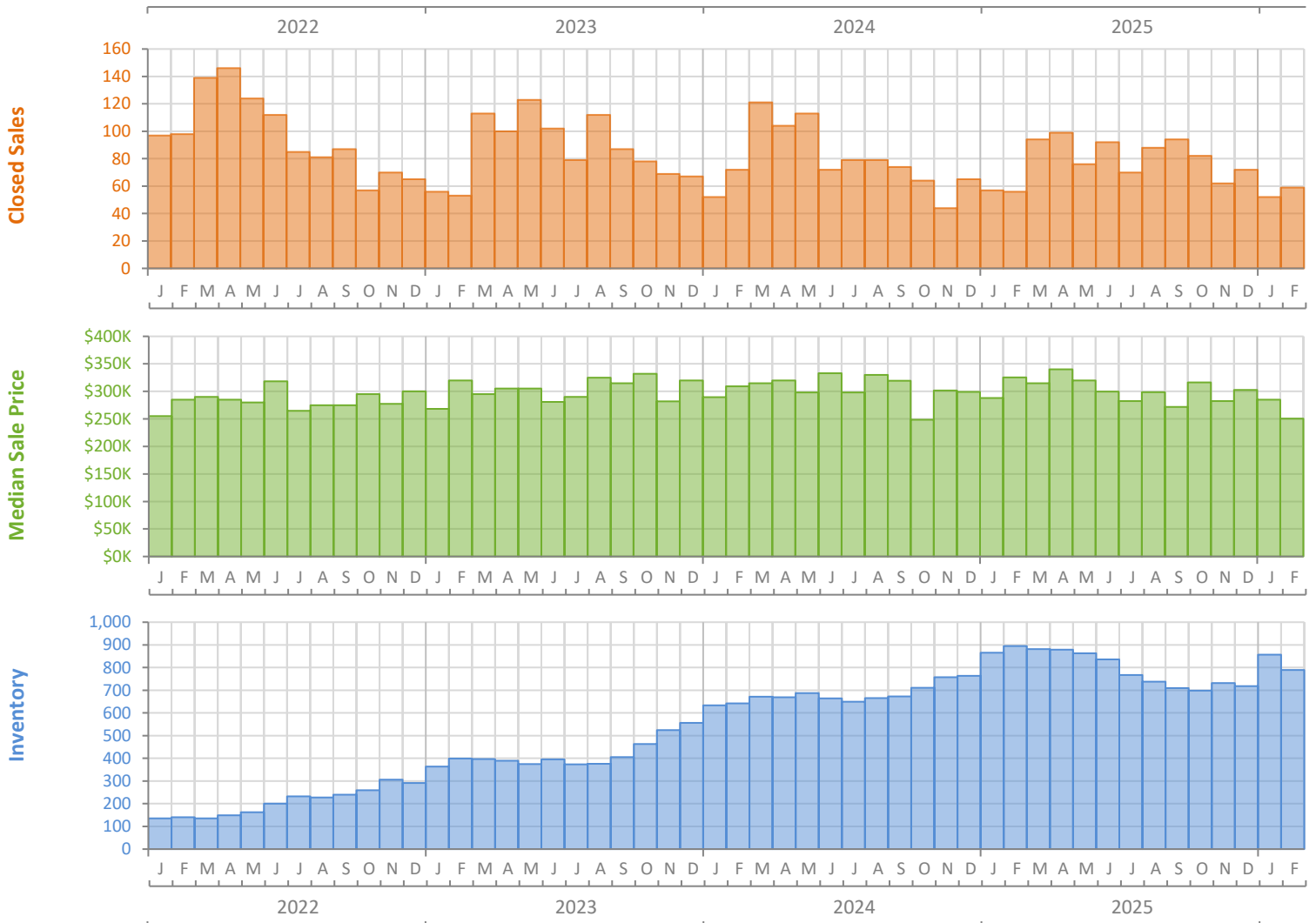
Monthly Market Summary - February 2026

Townhouses and Condos

St. Lucie County



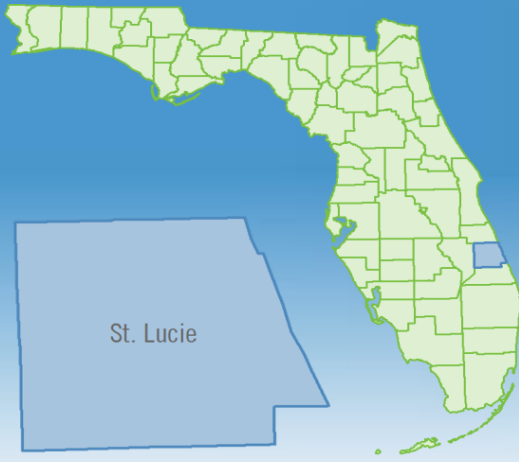
	February 2026	February 2025	Percent Change Year-over-Year
Closed Sales	59	56	5.4%
Paid in Cash	37	31	19.4%
Median Sale Price	\$250,500	\$325,500	-23.0%
Average Sale Price	\$286,747	\$439,262	-34.7%
Dollar Volume	\$16.9 Million	\$24.6 Million	-31.2%
Med. Pct. of Orig. List Price Received	91.3%	92.7%	-1.5%
Median Time to Contract	71 Days	65 Days	9.2%
Median Time to Sale	103 Days	99 Days	4.0%
New Pending Sales	100	99	1.0%
New Listings	122	177	-31.1%
Pending Inventory	134	143	-6.3%
Inventory (Active Listings)	789	895	-11.8%
Months Supply of Inventory	10.1	11.6	-12.9%



Monthly Distressed Market - February 2026

Townhouses and Condos

St. Lucie County



		February 2026	February 2025	Percent Change Year-over-Year
Traditional	Closed Sales	59	56	5.4%
	Median Sale Price	\$250,500	\$325,500	-23.0%
Foreclosure/REO	Closed Sales	0	0	N/A
	Median Sale Price	(No Sales)	(No Sales)	N/A
Short Sale	Closed Sales	0	0	N/A
	Median Sale Price	(No Sales)	(No Sales)	N/A

