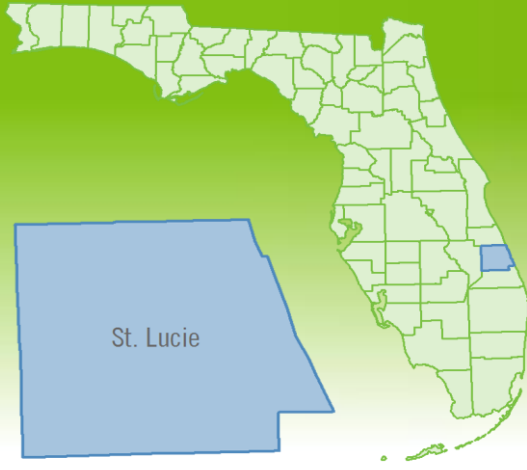


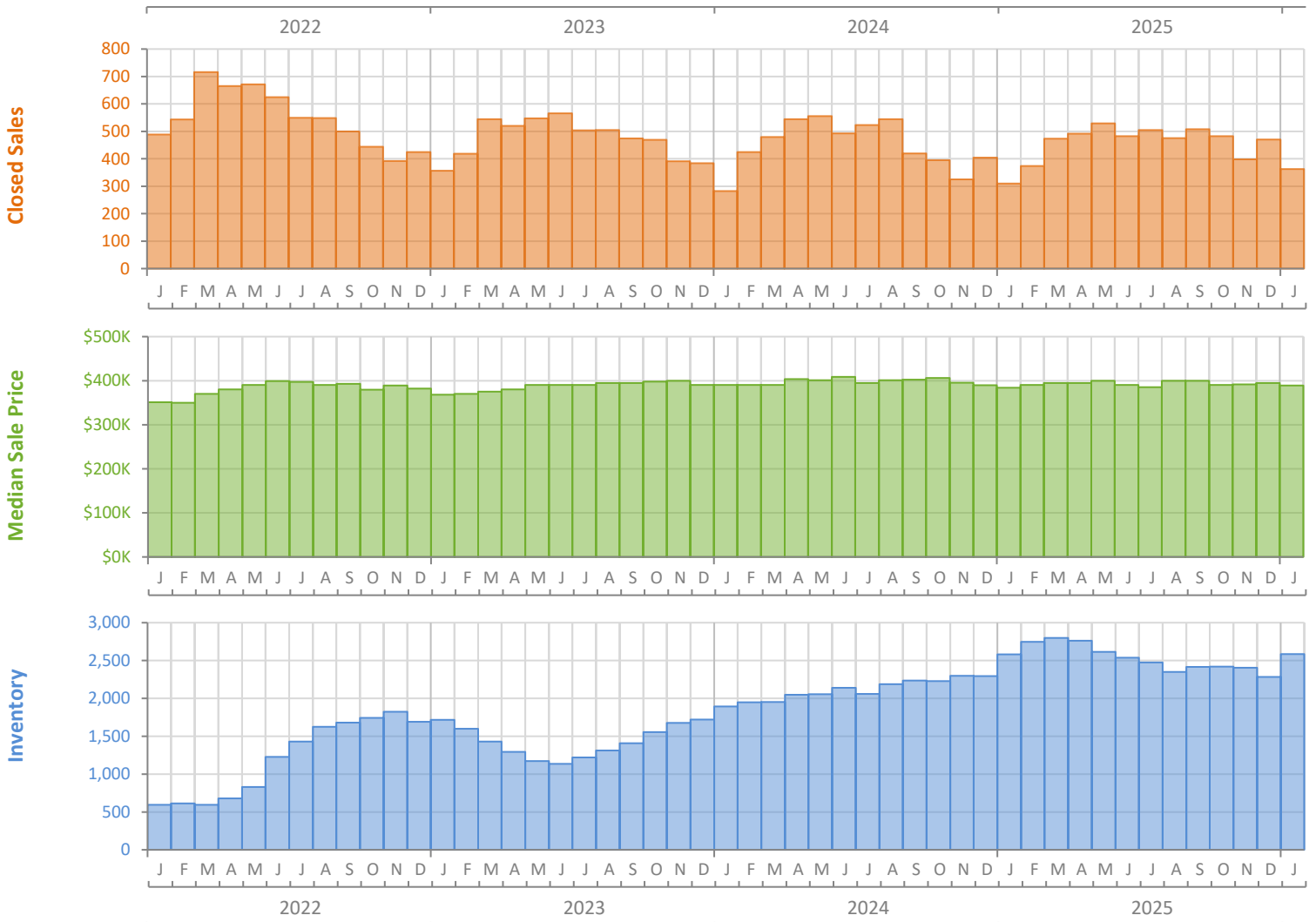
# Monthly Market Summary - January 2026

## Single-Family Homes

### St. Lucie County



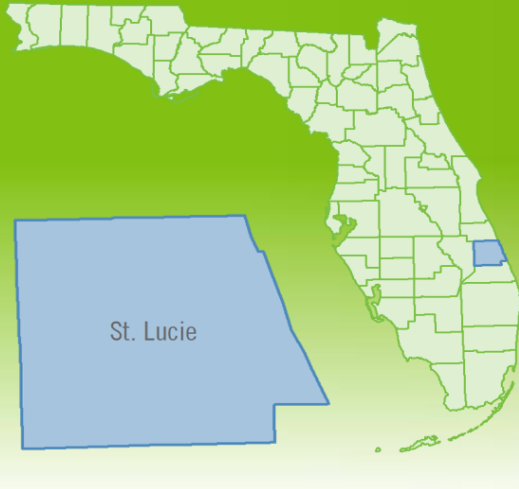
	January 2026	January 2025	Percent Change Year-over-Year
Closed Sales	363	310	17.1%
Paid in Cash	113	85	32.9%
Median Sale Price	\$389,000	\$383,900	1.3%
Average Sale Price	\$424,007	\$431,923	-1.8%
Dollar Volume	\$153.9 Million	\$133.9 Million	15.0%
Med. Pct. of Orig. List Price Received	95.0%	95.5%	-0.5%
Median Time to Contract	57 Days	52 Days	9.6%
Median Time to Sale	96 Days	98 Days	-2.0%
New Pending Sales	524	459	14.2%
New Listings	915	839	9.1%
Pending Inventory	661	604	9.4%
Inventory (Active Listings)	2,587	2,580	0.3%
Months Supply of Inventory	5.6	5.7	-1.8%



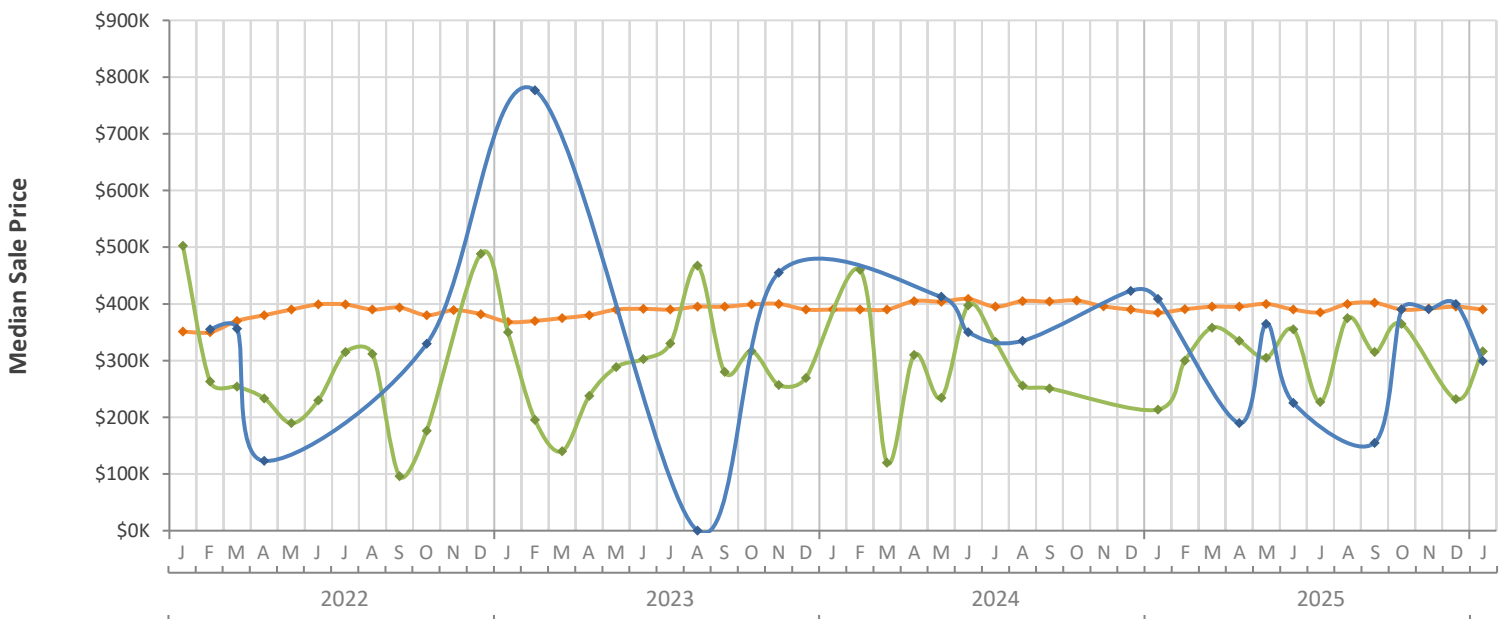
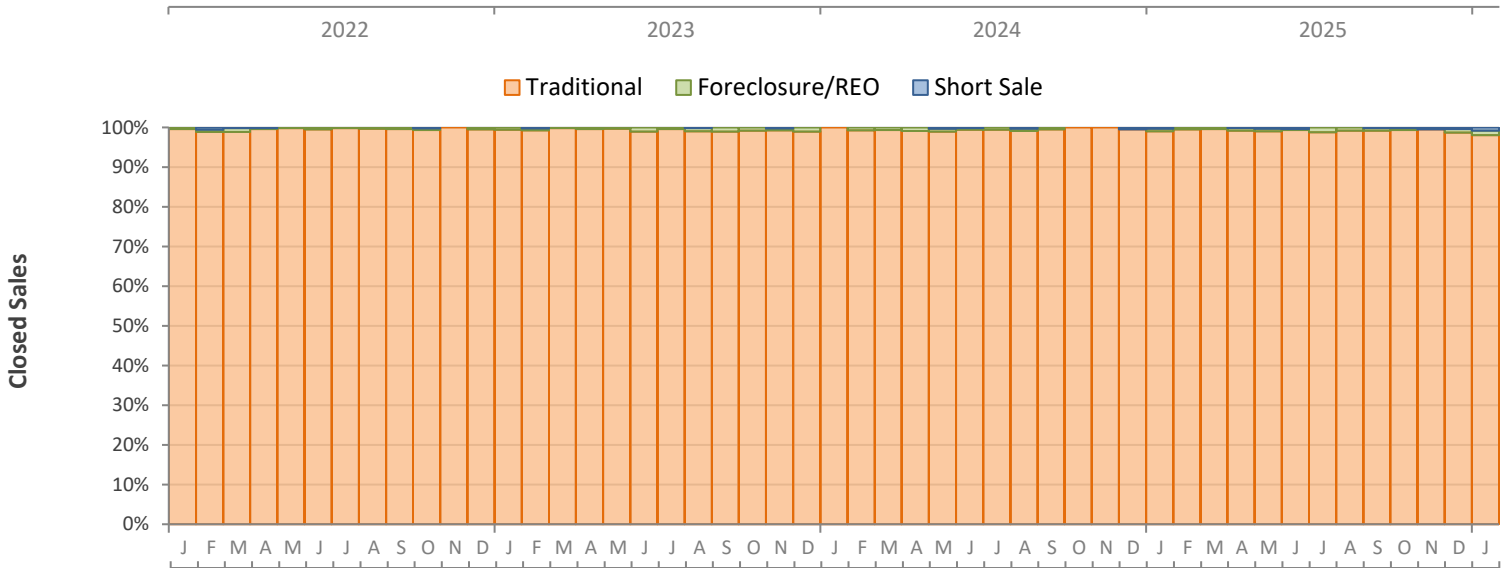
# Monthly Distressed Market - January 2026

## Single-Family Homes

### St. Lucie County



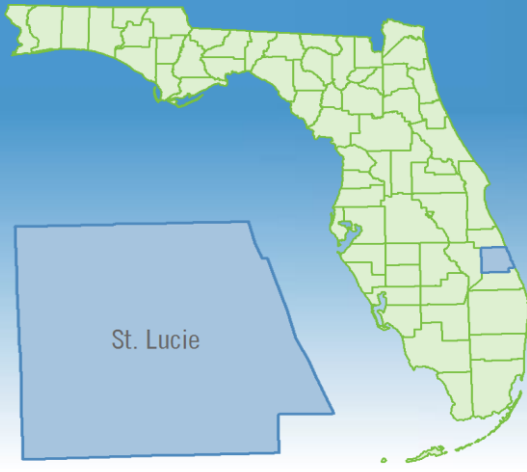
		January 2026	January 2025	Percent Change Year-over-Year
Traditional	Closed Sales	356	307	16.0%
	Median Sale Price	\$389,950	\$384,426	1.4%
Foreclosure/REO	Closed Sales	4	2	100.0%
	Median Sale Price	\$316,000	\$213,500	48.0%
Short Sale	Closed Sales	3	1	200.0%
	Median Sale Price	\$299,000	\$408,500	-26.8%



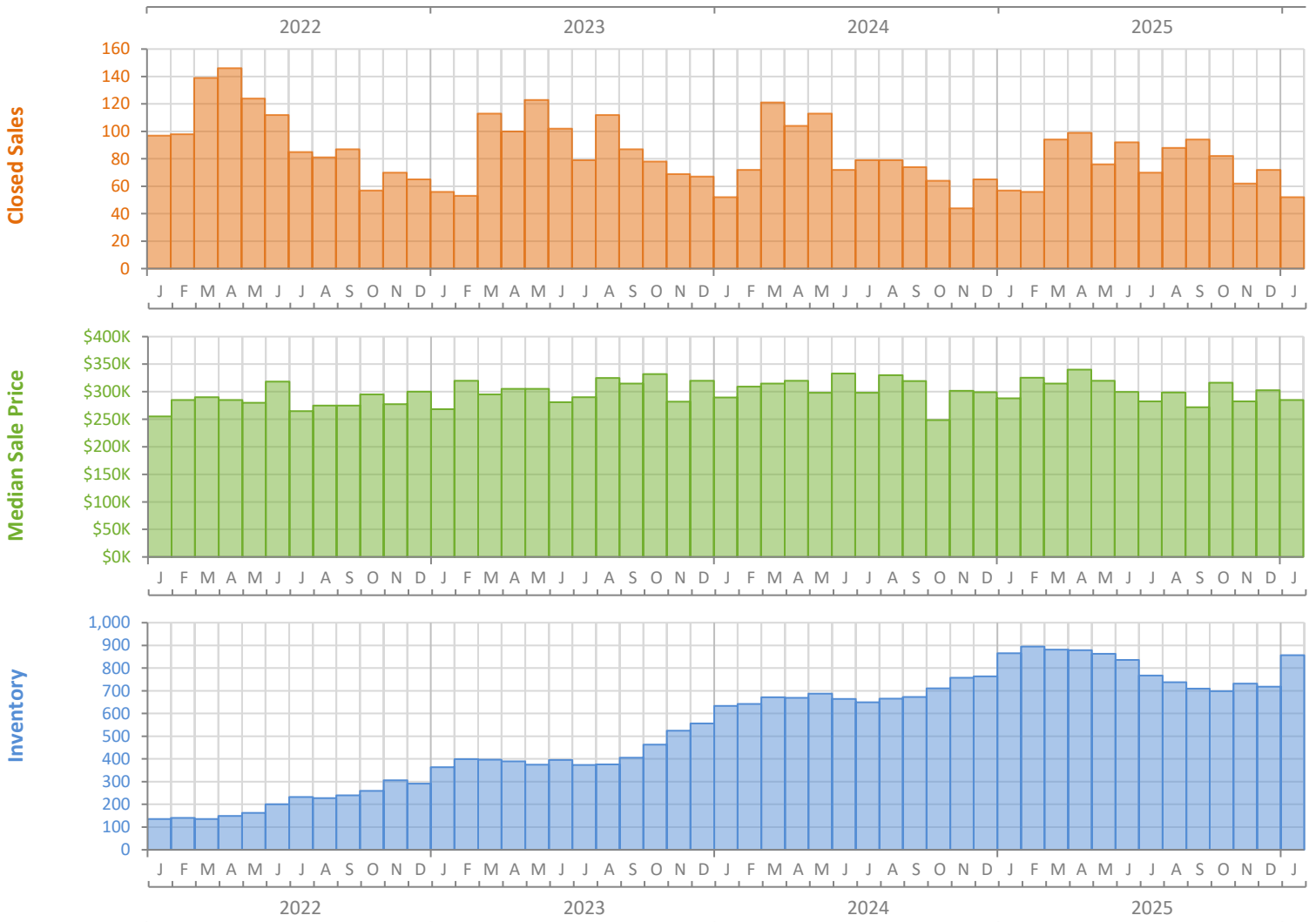
# Monthly Market Summary - January 2026

## Townhouses and Condos

### St. Lucie County



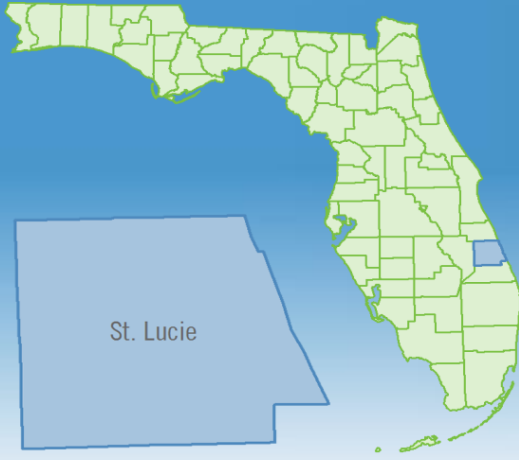
	January 2026	January 2025	Percent Change Year-over-Year
Closed Sales	52	57	-8.8%
Paid in Cash	34	31	9.7%
Median Sale Price	\$285,000	\$288,000	-1.0%
Average Sale Price	\$301,518	\$312,788	-3.6%
Dollar Volume	\$15.7 Million	\$17.8 Million	-12.1%
Med. Pct. of Orig. List Price Received	90.0%	92.1%	-2.3%
Median Time to Contract	78 Days	66 Days	18.2%
Median Time to Sale	112 Days	105 Days	6.7%
New Pending Sales	87	99	-12.1%
New Listings	207	212	-2.4%
Pending Inventory	106	110	-3.6%
Inventory (Active Listings)	857	866	-1.0%
Months Supply of Inventory	11.0	11.0	0.0%



# Monthly Distressed Market - January 2026

## Townhouses and Condos

### St. Lucie County



		January 2026	January 2025	Percent Change Year-over-Year
Traditional	Closed Sales	50	57	-12.3%
	Median Sale Price	\$290,000	\$288,000	0.7%
Foreclosure/REO	Closed Sales	2	0	N/A
	Median Sale Price	\$152,400	(No Sales)	N/A
Short Sale	Closed Sales	0	0	N/A
	Median Sale Price	(No Sales)	(No Sales)	N/A

